

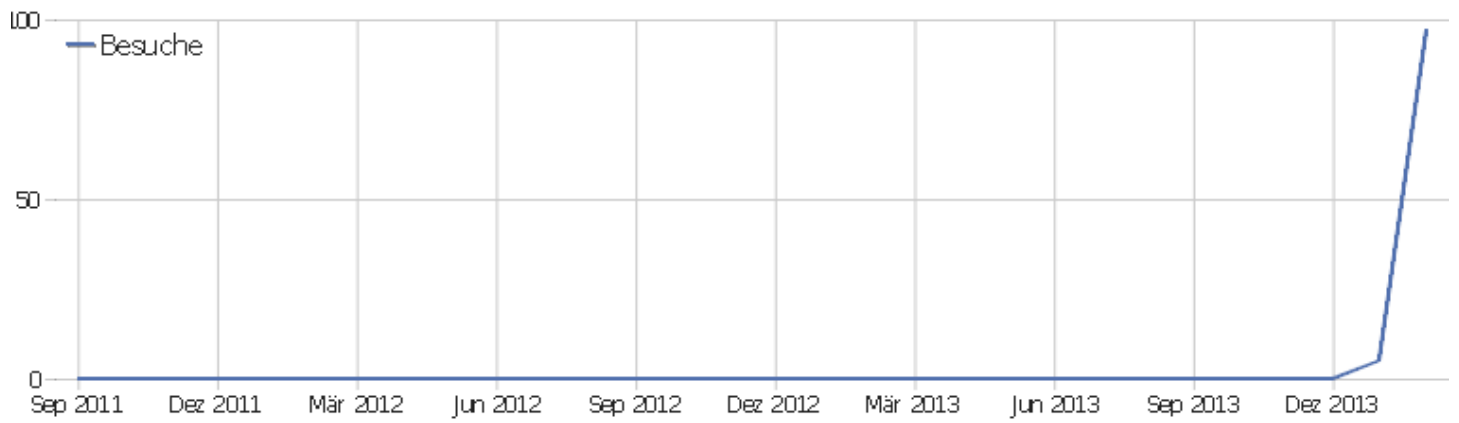
PIWIK

Webseite Ingram Braun's personal homepage

Zeitspanne: 2014, Februar

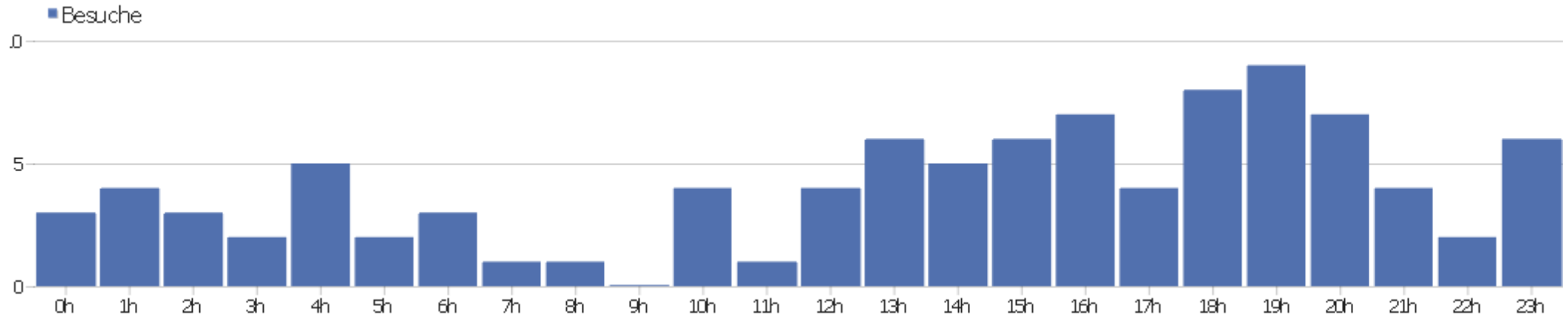
Besucherstatisti für ingram-braun.net

Besucherüberblick



| Name | Wert |
|---|----------|
| Eindeutige Besucher | 58 |
| Besuche | 97 |
| Aktionen | 419 |
| Maximale Aktionen pro Besuch | 30 |
| Absprungrate | 40% |
| Aktionen pro Besuch | 4,3 |
| Durchschnittliche Besuchszeit (in Sekunden) | 00:03:38 |

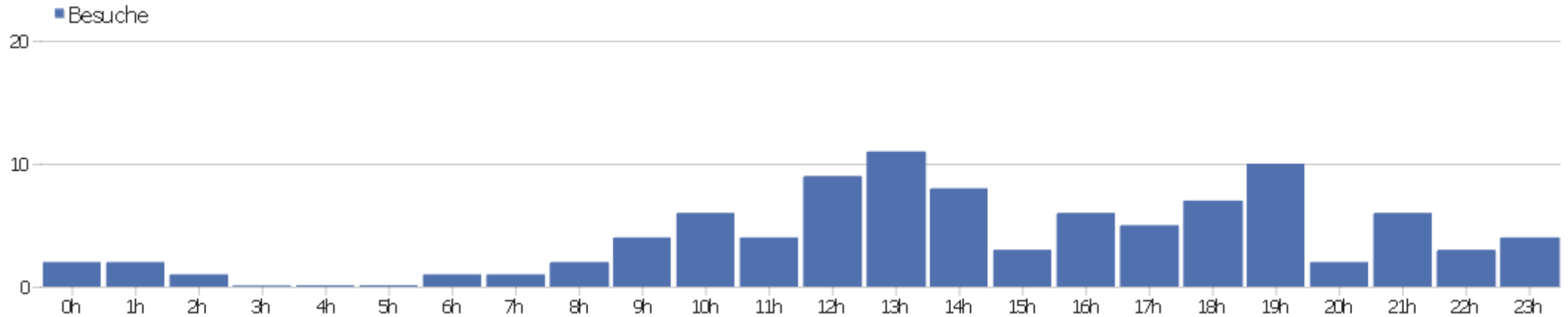
Besuche nach Server-Zeit



| Server-Zeit | Besuche | Aktionen | Aktionen pro Besuch | Durchschnittszeit auf der Webseite | Absprungrate | Umsatz |
|-------------|---------|----------|---------------------|------------------------------------|--------------|--------|
| 0h | 3 | 36 | 12 | 00:05:18 | 33,33% | 0 € |
| 1h | 4 | 7 | 1,75 | 00:00:15 | 25% | 0 € |
| 2h | 3 | 48 | 16 | 00:24:20 | 0% | 0 € |
| 3h | 2 | 2 | 1 | 00:00:00 | 100% | 0 € |
| 4h | 5 | 14 | 2,8 | 00:02:13 | 80% | 0 € |
| 5h | 2 | 14 | 7 | 00:01:06 | 50% | 0 € |
| 6h | 3 | 5 | 1,67 | 00:00:08 | 66,67% | 0 € |
| 7h | 1 | 1 | 1 | 00:00:00 | 100% | 0 € |
| 8h | 1 | 11 | 11 | 00:29:46 | 0% | 0 € |
| 9h | 0 | 0 | 0 | 00:00:00 | 0% | 0 € |
| 10h | 4 | 6 | 1,5 | 00:00:26 | 75% | 0 € |
| 11h | 1 | 3 | 3 | 00:04:10 | 0% | 0 € |
| 12h | 4 | 17 | 4,25 | 00:01:06 | 50% | 0 € |
| 13h | 6 | 21 | 3,5 | 00:03:56 | 16,67% | 0 € |

| | | | | | | |
|-----|---|----|------|----------|--------|-----|
| 14h | 5 | 7 | 1,4 | 00:02:27 | 80% | 0 € |
| 15h | 6 | 20 | 3,33 | 00:01:43 | 33,33% | 0 € |
| 16h | 7 | 18 | 2,57 | 00:07:15 | 42,86% | 0 € |
| 17h | 4 | 12 | 3 | 00:04:48 | 50% | 0 € |
| 18h | 8 | 26 | 3,25 | 00:01:17 | 37,5% | 0 € |
| 19h | 9 | 65 | 7,22 | 00:02:58 | 0% | 0 € |
| 20h | 7 | 30 | 4,29 | 00:03:54 | 28,57% | 0 € |
| 21h | 4 | 9 | 2,25 | 00:00:27 | 50% | 0 € |
| 22h | 2 | 13 | 6,5 | 00:00:51 | 50% | 0 € |
| 23h | 6 | 34 | 5,67 | 00:04:05 | 33,33% | 0 € |

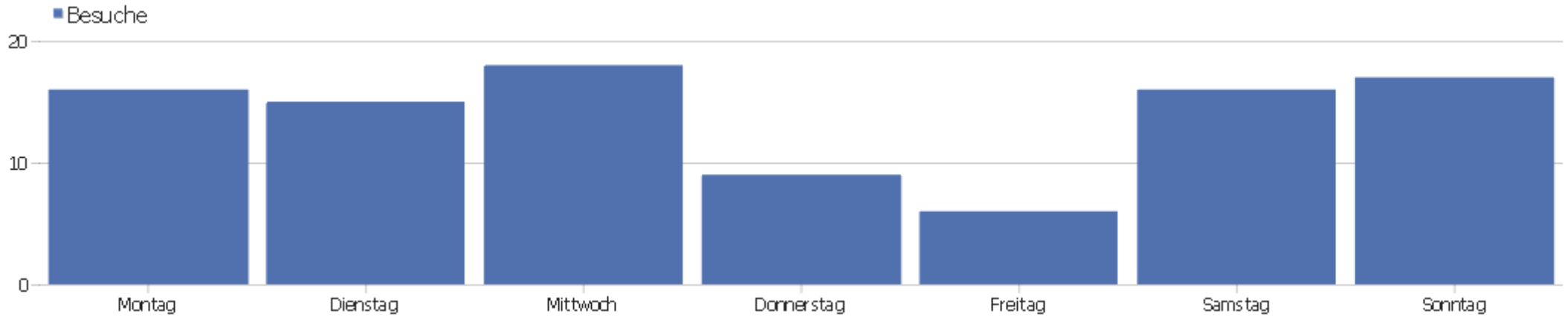
Besuche nach lokaler Zeit



| Ortszeit | Besuche | Aktionen | Aktionen pro Besuch | Durchschnittszeit auf der Webseite | Absprungrate | Konversionsrate |
|----------|---------|----------|---------------------|------------------------------------|--------------|-----------------|
| 0h | 2 | 2 | 1 | 00:00:00 | 100% | 0% |
| 1h | 2 | 3 | 1,5 | 00:00:25 | 50% | 0% |
| 2h | 1 | 1 | 1 | 00:00:00 | 100% | 0% |
| 3h | 0 | 0 | 0 | 00:00:00 | 0% | 0% |
| 4h | 0 | 0 | 0 | 00:00:00 | 0% | 0% |
| 5h | 0 | 0 | 0 | 00:00:00 | 0% | 0% |
| 6h | 1 | 1 | 1 | 00:00:00 | 100% | 0% |
| 7h | 1 | 11 | 11 | 00:29:46 | 0% | 0% |
| 8h | 2 | 10 | 5 | 00:00:27 | 0% | 0% |
| 9h | 4 | 12 | 3 | 00:11:07 | 50% | 0% |
| 10h | 6 | 14 | 2,33 | 00:02:49 | 66,67% | 0% |
| 11h | 4 | 19 | 4,75 | 00:03:04 | 25% | 0% |
| 12h | 9 | 57 | 6,33 | 00:01:31 | 22,22% | 0% |
| 13h | 11 | 62 | 5,64 | 00:02:51 | 27,27% | 0% |

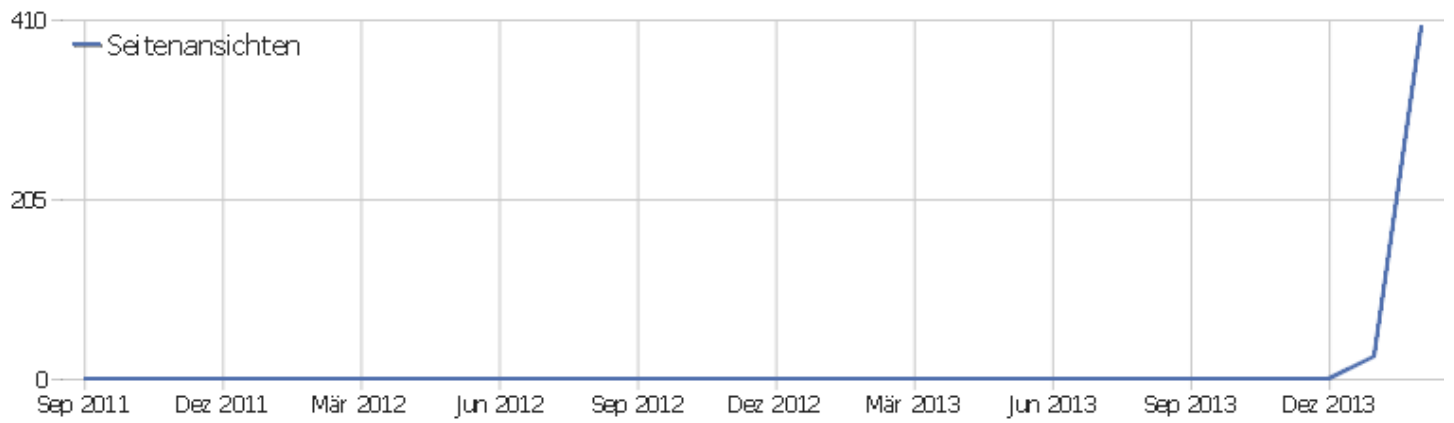
| | | | | | | |
|-----|----|----|------|----------|--------|----|
| 14h | 8 | 19 | 2,38 | 00:03:07 | 50% | 0% |
| 15h | 3 | 15 | 5 | 00:01:53 | 33,33% | 0% |
| 16h | 6 | 19 | 3,17 | 00:03:20 | 16,67% | 0% |
| 17h | 5 | 37 | 7,4 | 00:04:01 | 40% | 0% |
| 18h | 7 | 41 | 5,86 | 00:04:56 | 28,57% | 0% |
| 19h | 10 | 54 | 5,4 | 00:07:08 | 20% | 0% |
| 20h | 2 | 2 | 1 | 00:00:00 | 100% | 0% |
| 21h | 6 | 17 | 2,83 | 00:02:05 | 66,67% | 0% |
| 22h | 3 | 17 | 5,67 | 00:04:10 | 33,33% | 0% |
| 23h | 4 | 6 | 1,5 | 00:00:06 | 75% | 0% |

Besuche nach Wochentagen



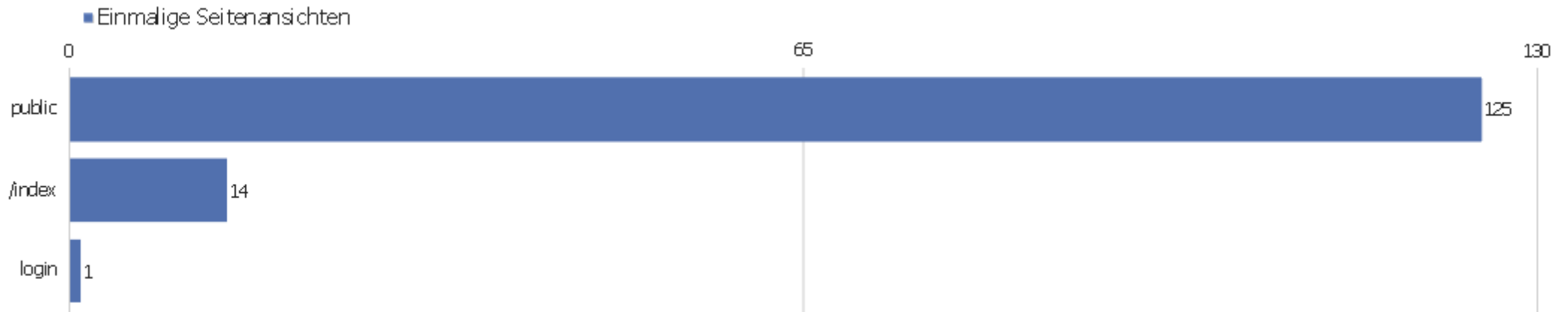
| Wochentag | Besuche | Aktionen | Aktionen pro Besuch | Durchschnittszeit auf der Webseite | Absprungrate | Konversionsrate |
|------------|---------|----------|---------------------|------------------------------------|--------------|-----------------|
| Montag | 16 | 43 | 2,69 | 00:02:13 | 50% | 0% |
| Dienstag | 15 | 78 | 5,2 | 00:03:46 | 40% | 0% |
| Mittwoch | 18 | 53 | 2,94 | 00:00:47 | 55,56% | 0% |
| Donnerstag | 9 | 40 | 4,44 | 00:04:30 | 22,22% | 0% |
| Freitag | 6 | 10 | 1,67 | 00:00:28 | 50% | 0% |
| Samstag | 16 | 83 | 5,19 | 00:06:29 | 31,25% | 0% |
| Sonntag | 17 | 112 | 6,59 | 00:05:50 | 29,41% | 0% |

Aktionen - Kernmetriken



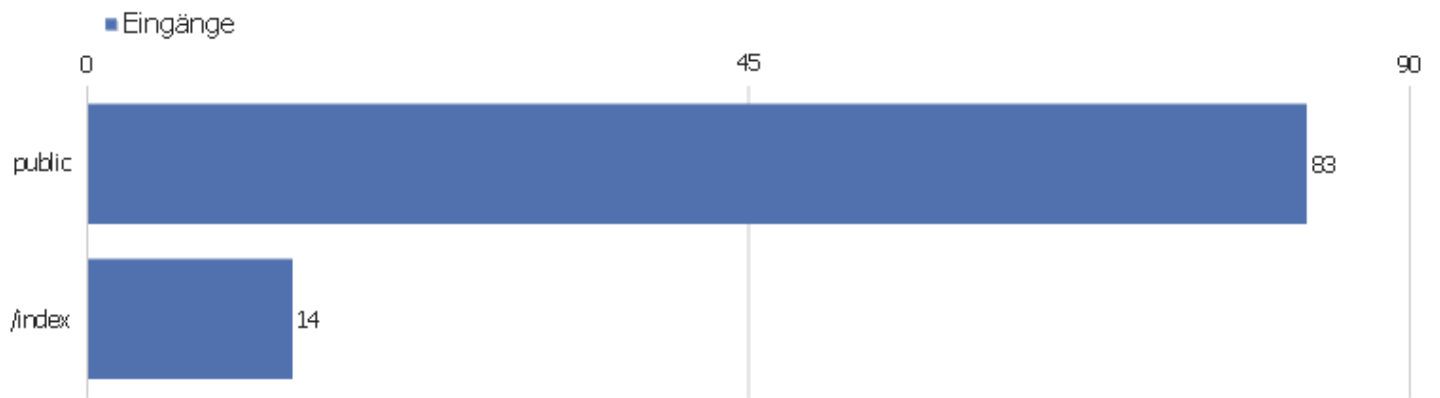
| Name | Wert |
|------------------------------------|-------|
| Seitenansichten | 402 |
| Einmalige Seitenansichten | 140 |
| Downloads | 4 |
| Einmalige Downloads | 4 |
| Ausgehende Verweise | 9 |
| Einmalige ausgehende Verweise | 9 |
| Suchanfragen | 0 |
| Einmalige Suchbegriffe | 0 |
| Durchschnittliche Generierungszeit | 0,22s |

Seiten URL



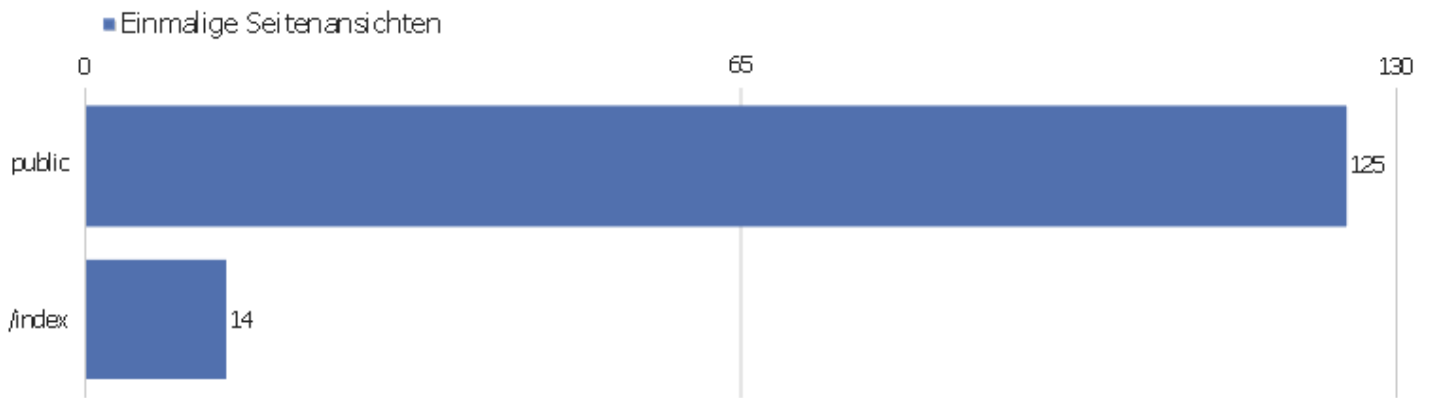
| Seiten-URL | Seitenansichten | Einmalige Seitenansichten | Absprungrate | Durchschnittszeit pro Seite | Ausstiegsrate | Durchschnittliche Generierungszeit |
|------------|-----------------|---------------------------|--------------|-----------------------------|---------------|------------------------------------|
| public | 375 | 125 | 40% | 00:02:33 | 62% | 0,26s |
| /index | 26 | 14 | 43% | 00:01:34 | 71% | 0,21s |
| login | 1 | 1 | 0% | 00:00:42 | 0% | 0,19s |

Eingangsseiten



| Seiten-URL | Eingänge | Absprünge | Absprungrate |
|------------|----------|-----------|--------------|
| public | 83 | 33 | 40% |
| /index | 14 | 6 | 43% |

Ausstiegsseiten



| Seiten-URL | Ausstiege | Einmalige Seitenansichten | Ausstiegsrate |
|------------|-----------|---------------------------|---------------|
| public | 78 | 125 | 62% |
| /index | 10 | 14 | 71% |

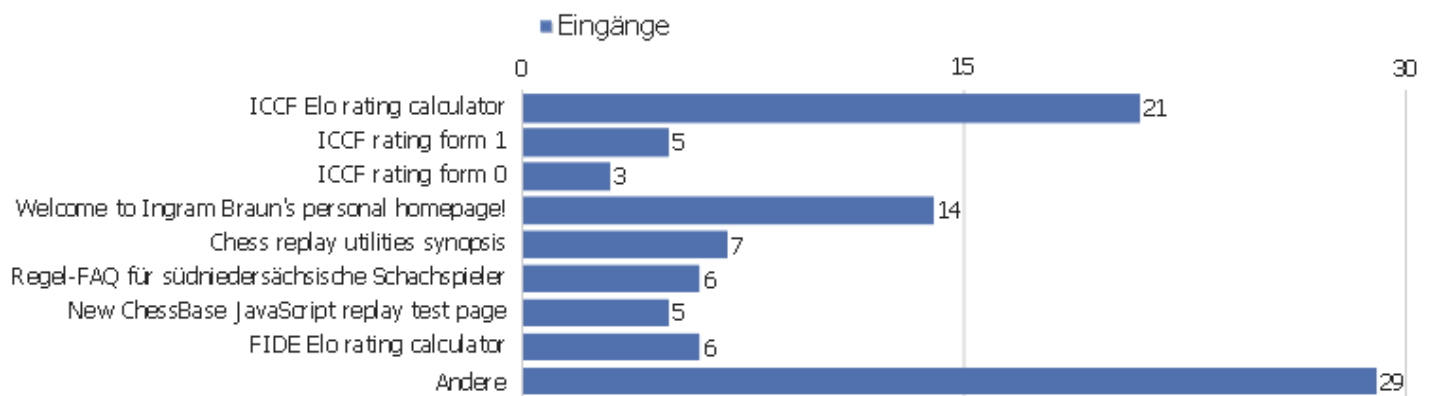
Seitentitel



| Seitenname | Seitenansichten | Einmalige Seitenansichten | Absprungrate | Durchschnittszeit pro Seite | Ausstiegsrate | Durchschnittliche Generierungszeit |
|---|-----------------|---------------------------|--------------|-----------------------------|---------------|------------------------------------|
| ICCF Elo rating calculator | 23 | 21 | 33% | 00:00:56 | 38% | 0,29s |
| ICCF rating form 1 | 76 | 19 | 20% | 00:04:14 | 47% | 0,27s |
| ICCF rating form 0 | 70 | 16 | 100% | 00:02:26 | 69% | 0,28s |
| Welcome to Ingram Braun's personal homepage! | 26 | 14 | 43% | 00:01:34 | 71% | 0,21s |
| Chess replay utilities synopsis | 19 | 12 | 43% | 00:03:27 | 58% | 0,39s |
| Regel-FAQ für südniedersächsische Schachspieler | 12 | 8 | 50% | 00:03:11 | 75% | 0,18s |
| New ChessBase JavaScript replay test page | 12 | 7 | 20% | 00:02:06 | 43% | 0,09s |
| FIDE Elo rating calculator | 7 | 6 | 50% | 00:00:31 | 83% | 0,24s |
| Documents available on ingram-braun.net | 8 | 5 | 0% | 00:00:51 | 20% | 0,23s |
| Web safe fonts for Biblical Hebrew | 7 | 5 | 60% | 00:01:30 | 100% | 0,32s |
| DHTML-Chess 3 test page | 5 | 4 | 0% | 00:00:36 | 25% | 0,24s |
| DWZ-Rechner | 5 | 4 | 50% | 00:00:57 | 75% | 0,27s |
| ICCF rating form 3 | 4 | 4 | 0% | 00:00:13 | 25% | 0,2s |
| SCID 4.3 JavaScript Viewer test page | 4 | 4 | 0% | 00:00:06 | 75% | 0,08s |

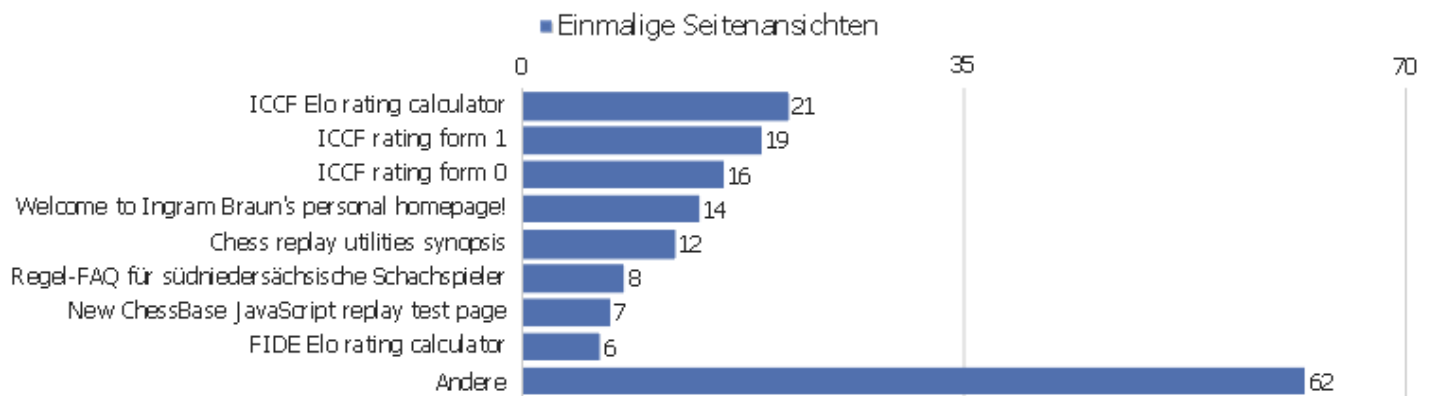
| | | | | | | |
|---------------------------|----|----|-----|----------|-----|-------|
| DHTML Chess 2.0 test page | 3 | 3 | 0% | 00:02:52 | 0% | 0,19s |
| ICCF rating form 2 | 3 | 3 | 0% | 00:00:15 | 0% | 0,25s |
| ICCF rating form 4 | 3 | 3 | 0% | 00:00:09 | 0% | 0,21s |
| ICCF rating form 5 | 3 | 3 | 0% | 00:00:13 | 0% | 0,21s |
| ICCF rating form 6 | 3 | 3 | 0% | 00:00:16 | 0% | 0,21s |
| ICCF rating form 7 | 3 | 3 | 0% | 00:01:53 | 0% | 0,21s |
| ICCF rating form 8 | 3 | 3 | 0% | 00:00:13 | 33% | 0,21s |
| ICCF rating form 9 | 3 | 3 | 0% | 00:00:22 | 0% | 0,21s |
| ICCF rating form 10 | 3 | 3 | 0% | 00:00:22 | 0% | 0,21s |
| Andere | 97 | 91 | 41% | 00:00:41 | 25% | 0,24s |

Titel der Einstiegsseite



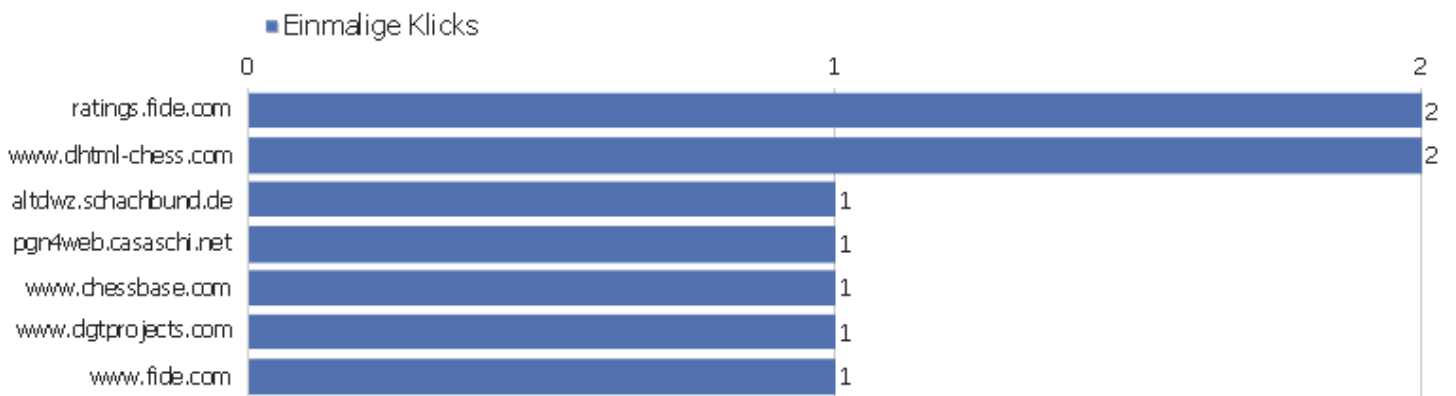
| Seitenname | Eingänge | Absprünge | Absprungrate |
|---|----------|-----------|--------------|
| ICCF Elo rating calculator | 21 | 7 | 33% |
| ICCF rating form 1 | 5 | 1 | 20% |
| ICCF rating form 0 | 3 | 3 | 100% |
| Welcome to Ingram Braun's personal homepage! | 14 | 6 | 43% |
| Chess replay utilities synopsis | 7 | 3 | 43% |
| Regel-FAQ für südniedersächsische Schachspieler | 6 | 3 | 50% |
| New ChessBase JavaScript replay test page | 5 | 1 | 20% |
| FIDE Elo rating calculator | 6 | 3 | 50% |
| Documents available on Ingram-Braun.net | 1 | 0 | 0% |
| Web safe fonts for Biblical Hebrew | 5 | 3 | 60% |
| DWZ-Rechner | 4 | 2 | 50% |
| ICCF rating form 2 | 1 | 0 | 0% |
| ICCF rating form 9 | 1 | 0 | 0% |
| ICCF rating form 14 | 1 | 0 | 0% |
| ICCF rating form 17 | 1 | 1 | 100% |
| pgn4web version 1.76 test page | 1 | 0 | 0% |
| Sizilianisch mit 2. Sc3 | 2 | 2 | 100% |
| Chess Tempo PGN Viewer test page | 2 | 1 | 50% |
| ICCF Elo rating calculator Ingram Braun | 2 | 0 | 0% |
| ICCF rating form 19 | 1 | 1 | 100% |
| Chess Assistent 10 test page | 1 | 0 | 0% |
| ICCF rating form 20 | 1 | 0 | 0% |
| ICCF rating form 33 | 1 | 0 | 0% |
| Andere | 1 | 0 | 0% |

Titel der Ausstiegsseite



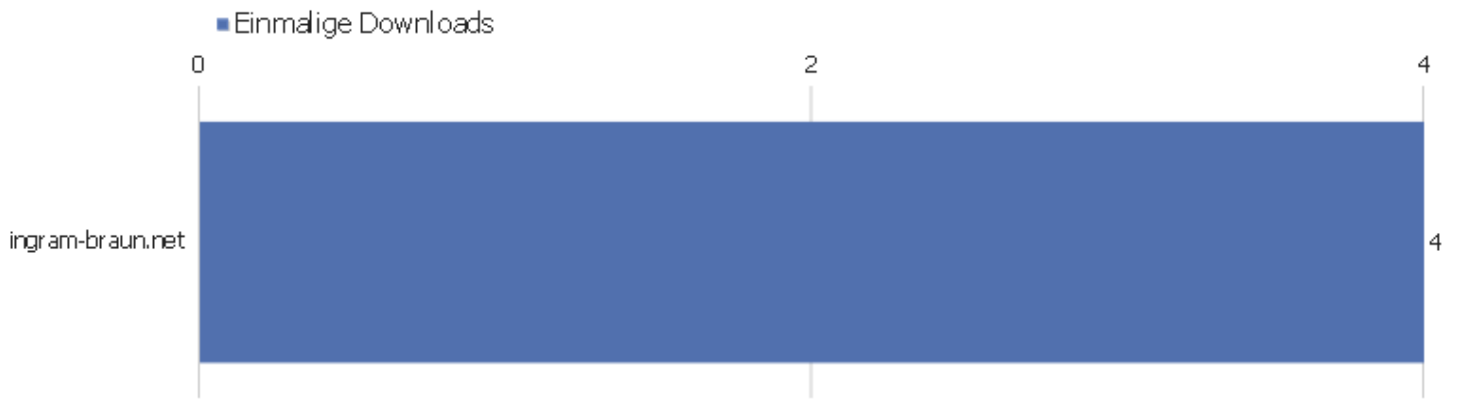
| Seitenname | Ausstiege | Einmalige Seitenansichten | Ausstiegsrate |
|--|-----------|---------------------------|---------------|
| ICCF Elo rating calculator | 8 | 21 | 38% |
| ICCF rating form 1 | 9 | 19 | 47% |
| ICCF rating form 0 | 11 | 16 | 69% |
| Welcome to Ingram Braun's personal homepage! | 10 | 14 | 71% |
| Chess replay utilities synopsis | 7 | 12 | 58% |
| Regel-FAQ für süd-niedersächsische Schachspieler | 6 | 8 | 75% |
| New ChessBase JavaScript replay test page | 3 | 7 | 43% |
| FIDE Elo rating calculator | 5 | 6 | 83% |
| Documents available on Ingram-Braun.net | 1 | 5 | 20% |
| Web safe fonts for Biblical Hebrew | 5 | 5 | 100% |
| DHTML-Chess 3 test page | 1 | 4 | 25% |
| DWZ-Rechner | 3 | 4 | 75% |
| ICCF rating form 3 | 1 | 4 | 25% |
| SCID 4.3 JavaScript Viewer test page | 3 | 4 | 75% |
| ICCF rating form 8 | 1 | 3 | 33% |
| ICCF rating form 13 | 1 | 3 | 33% |
| ICCF rating form 16 | 1 | 3 | 33% |
| ICCF rating form 17 | 1 | 3 | 33% |
| Sizilianisch mit 2. Sc3 | 3 | 3 | 100% |
| Chess Tempo PGN Viewer test page | 1 | 2 | 50% |
| ICCF rating form 18 | 1 | 2 | 50% |
| ICCF rating form 19 | 1 | 2 | 50% |
| ICCF rating form 21 | 1 | 2 | 50% |
| Andere | 9 | 18 | 50% |

Ausgehende Verweise



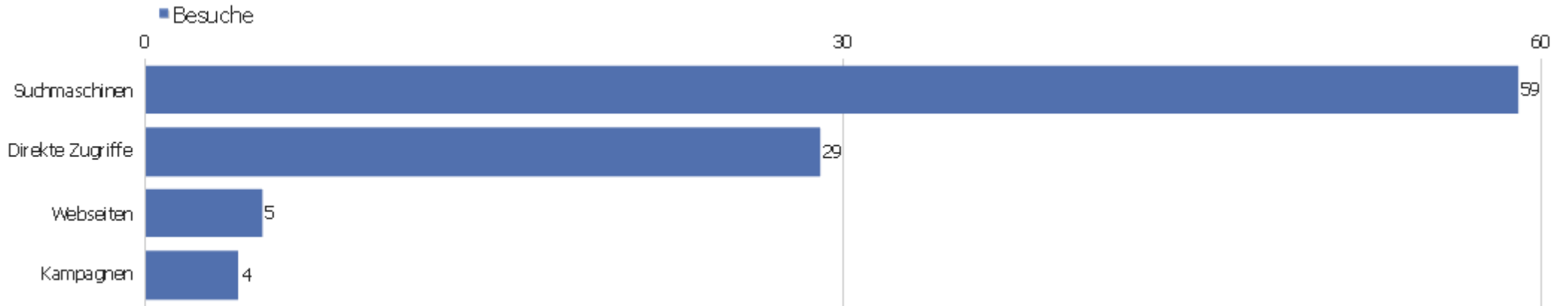
| Angeklickte URL | Einmalige Klicks | Klicks |
|----------------------|------------------|--------|
| ratings.fide.com | 2 | 2 |
| www.dhtml-chess.com | 2 | 2 |
| altdwz.schachbund.de | 1 | 1 |
| pgn4web.casaschi.net | 1 | 1 |
| www.chessbase.com | 1 | 1 |
| www.dgtprojects.com | 1 | 1 |
| www.fide.com | 1 | 1 |

Downloads



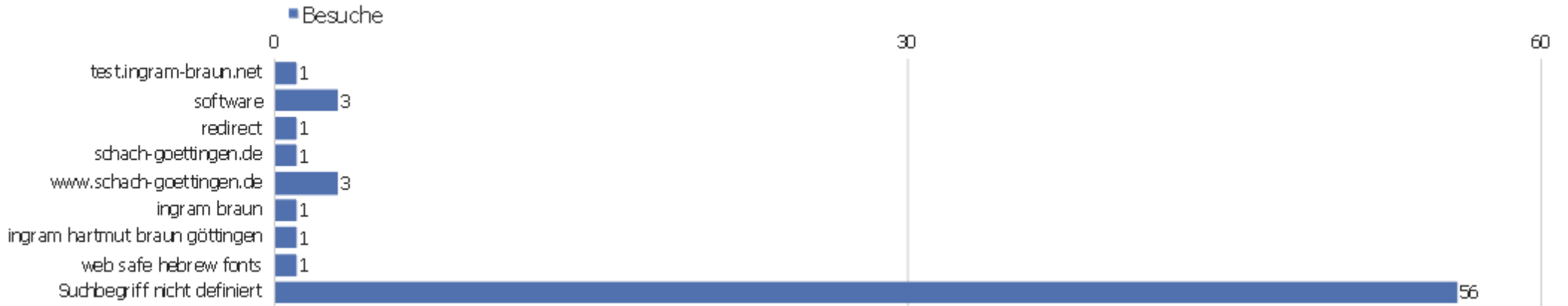
| Download-URL | Einmalige Downloads | Downloads |
|------------------|---------------------|-----------|
| ingram-braun.net | 4 | 4 |

Verweisart



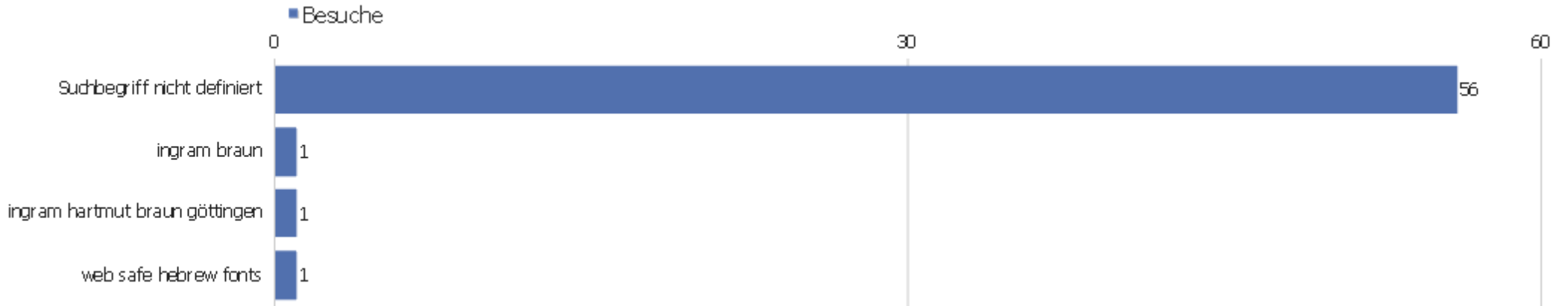
| Verweisart | Besuche | Aktionen | Aktionen pro Besuch | Durchschnittszeit auf der Webseite | Absprungrate | Umsatz |
|------------------|---------|----------|---------------------|------------------------------------|--------------|--------|
| Suchmaschinen | 59 | 253 | 4,29 | 00:03:45 | 44,07% | 0 € |
| Direkte Zugriffe | 29 | 144 | 4,97 | 00:03:28 | 31,03% | 0 € |
| Webseiten | 5 | 11 | 2,2 | 00:03:23 | 40% | 0 € |
| Kampagnen | 4 | 11 | 2,75 | 00:03:21 | 50% | 0 € |

Alle Verweise



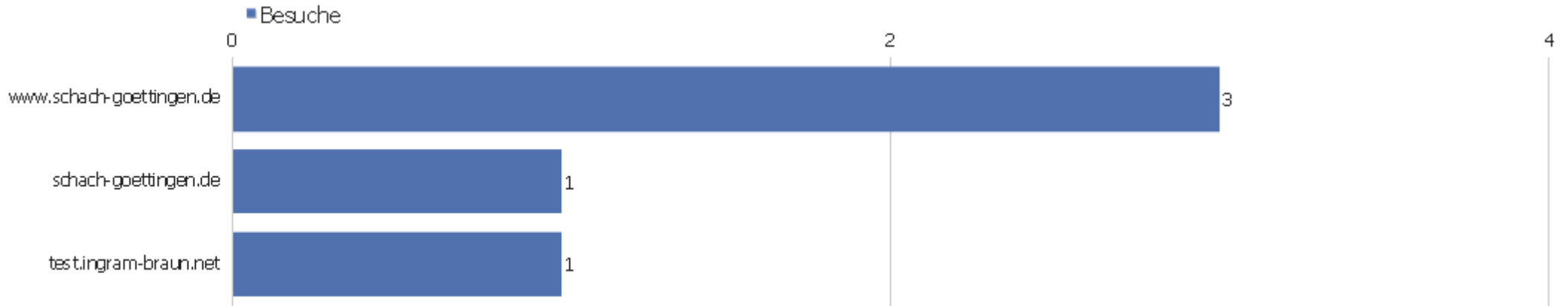
| Verweis | Besuche | Aktionen | Aktionen pro Besuch | Durchschnittszeit auf der Webseite | Absprungrate | Konversionsrate |
|--------------------------------|---------|----------|---------------------|------------------------------------|--------------|-----------------|
| test.ingram-braun.net | 1 | 1 | 1 | 00:00:00 | 100% | 0% |
| software | 3 | 10 | 3,33 | 00:04:28 | 33,33% | 0% |
| redirect | 1 | 1 | 1 | 00:00:00 | 100% | 0% |
| schach-goettingen.de | 1 | 3 | 3 | 00:03:27 | 0% | 0% |
| www.schach-goettingen.de | 3 | 7 | 2,33 | 00:04:30 | 33,33% | 0% |
| ingram braun | 1 | 2 | 2 | 00:00:30 | 0% | 0% |
| ingram hartmut braun göttingen | 1 | 9 | 9 | 00:02:00 | 0% | 0% |
| web safe hebrew fonts | 1 | 2 | 2 | 00:00:02 | 0% | 0% |
| Suchbegriff nicht definiert | 56 | 240 | 4,29 | 00:03:54 | 46,43% | 0% |

Suchbegriffe



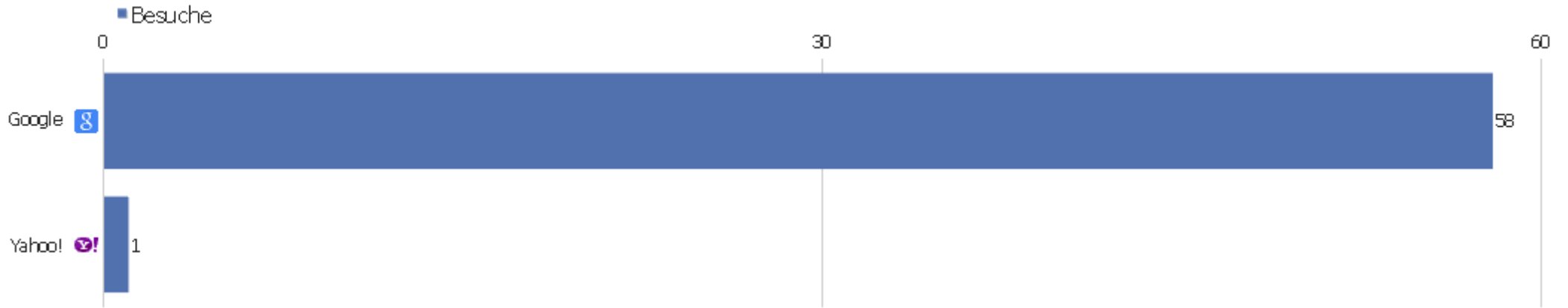
| Suchbegriff | Besuche | Aktionen | Aktionen pro Besuch | Durchschnittszeit auf der Webseite | Absprungrate | Umsatz |
|--------------------------------|---------|----------|---------------------|------------------------------------|--------------|--------|
| Suchbegriff nicht definiert | 56 | 240 | 4,29 | 00:03:54 | 46,43% | 0 € |
| ingram braun | 1 | 2 | 2 | 00:00:30 | 0% | 0 € |
| ingram hartmut braun göttingen | 1 | 9 | 9 | 00:02:00 | 0% | 0 € |
| web safe hebrew fonts | 1 | 2 | 2 | 00:00:02 | 0% | 0 € |

Webseiten



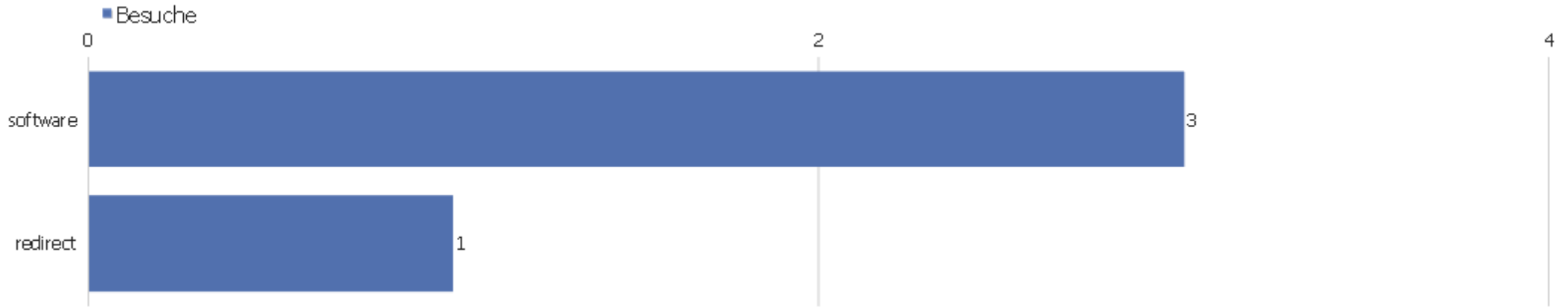
| Webseite | Besuche | Aktionen | Aktionen pro Besuch | Durchschnittszeit auf der Webseite | Absprungrate | Umsatz |
|--------------------------|---------|----------|---------------------|------------------------------------|--------------|--------|
| www.schach-goettingen.de | 3 | 7 | 2,33 | 00:04:30 | 33,33% | 0 € |
| schach-goettingen.de | 1 | 3 | 3 | 00:03:27 | 0% | 0 € |
| test.ingram-braun.net | 1 | 1 | 1 | 00:00:00 | 100% | 0 € |

Suchmaschinen



| Suchmaschine | Besuche | Aktionen | Aktionen pro Besuch | Durchschnittszeit auf der Webseite | Absprungrate | Umsatz |
|--------------|---------|----------|---------------------|------------------------------------|--------------|--------|
| Google | 58 | 244 | 4,21 | 00:03:47 | 44,83% | 0 € |
| Yahoo! | 1 | 9 | 9 | 00:02:00 | 0% | 0 € |

Kampagnen

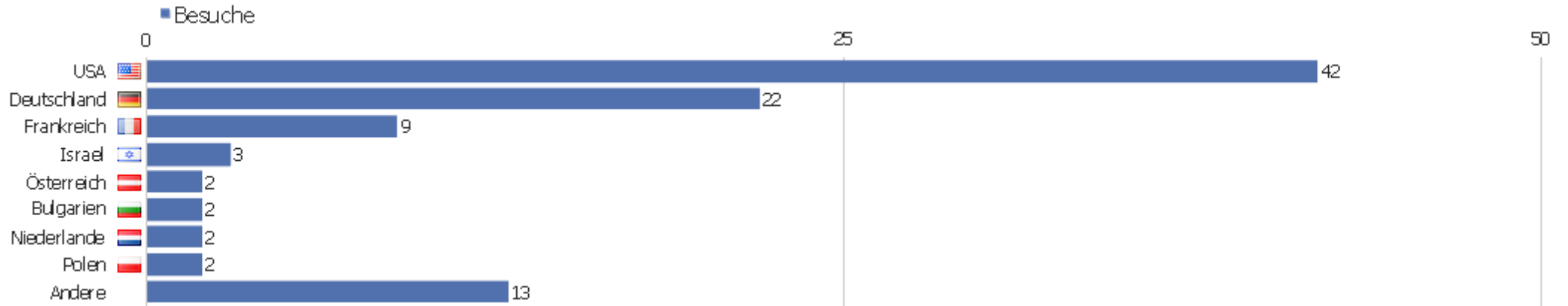


| Kampagne | Besuche | Aktionen | Aktionen pro Besuch | Durchschnittszeit auf der Webseite | Absprungrate | Umsatz |
|----------|---------|----------|---------------------|------------------------------------|--------------|--------|
| software | 3 | 10 | 3,33 | 00:04:28 | 33,33% | 0 € |
| redirect | 1 | 1 | 1 | 00:00:00 | 100% | 0 € |






Soziale Netzwerke

Es stehen keine Daten für diesen Bericht zur Verfügung.

Land

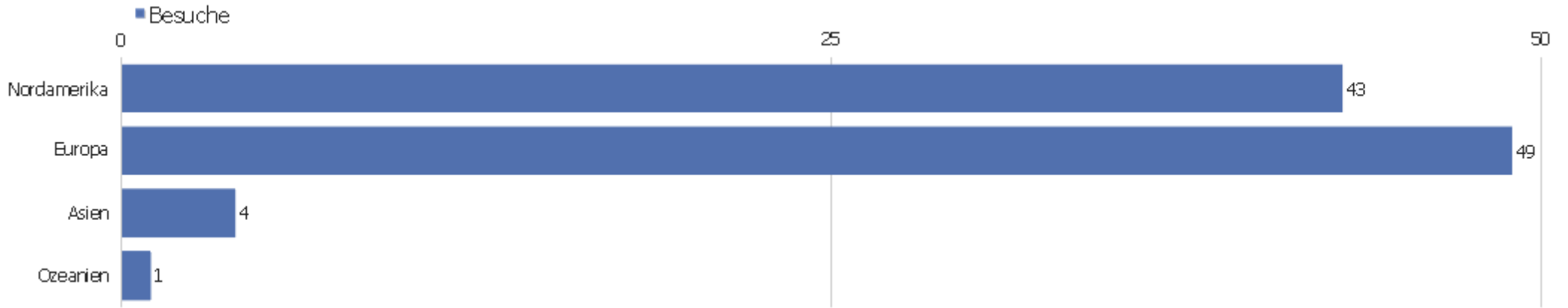


| Land | Besuche | Aktionen | Aktionen pro Besuch | Durchschnittszeit auf der Webseite | Absprungrate | Umsatz |
|-----------------------|---------|----------|---------------------|------------------------------------|--------------|--------|
| USA | 42 | 273 | 6,5 | 00:04:55 | 26,19% | 0 € |
| Deutschland | 22 | 61 | 2,77 | 00:02:47 | 40,91% | 0 € |
| Frankreich | 9 | 42 | 4,67 | 00:07:07 | 22,22% | 0 € |
| Israel | 3 | 3 | 1 | 00:00:00 | 100% | 0 € |
| Österreich | 2 | 3 | 1,5 | 00:00:29 | 50% | 0 € |
| Bulgarien | 2 | 8 | 4 | 00:04:41 | 0% | 0 € |
| Niederlande | 2 | 3 | 1,5 | 00:00:22 | 50% | 0 € |
| Polen | 2 | 10 | 5 | 00:01:18 | 50% | 0 € |
| Russische Föderation | 2 | 2 | 1 | 00:00:00 | 100% | 0 € |
| Australien | 1 | 1 | 1 | 00:00:00 | 100% | 0 € |
| Kanada | 1 | 2 | 2 | 00:04:26 | 0% | 0 € |
| Tschechische Republik | 1 | 1 | 1 | 00:00:00 | 100% | 0 € |
| Finnland | 1 | 3 | 3 | 00:01:45 | 0% | 0 € |
| Großbritannien | 1 | 1 | 1 | 00:00:00 | 100% | 0 € |

| | | | | | | |
|---|---|---|---|----------|------|-----|
| Ungarn | 1 | 1 | 1 | 00:00:00 | 100% | 0 € |
|  Indien | 1 | 1 | 1 | 00:00:00 | 100% | 0 € |
|  Italien | 1 | 1 | 1 | 00:00:00 | 100% | 0 € |
|  Norwegen | 1 | 1 | 1 | 00:00:00 | 100% | 0 € |
|  Rumänien | 1 | 1 | 1 | 00:00:00 | 100% | 0 € |
|  Türkei | 1 | 1 | 1 | 00:00:00 | 100% | 0 € |

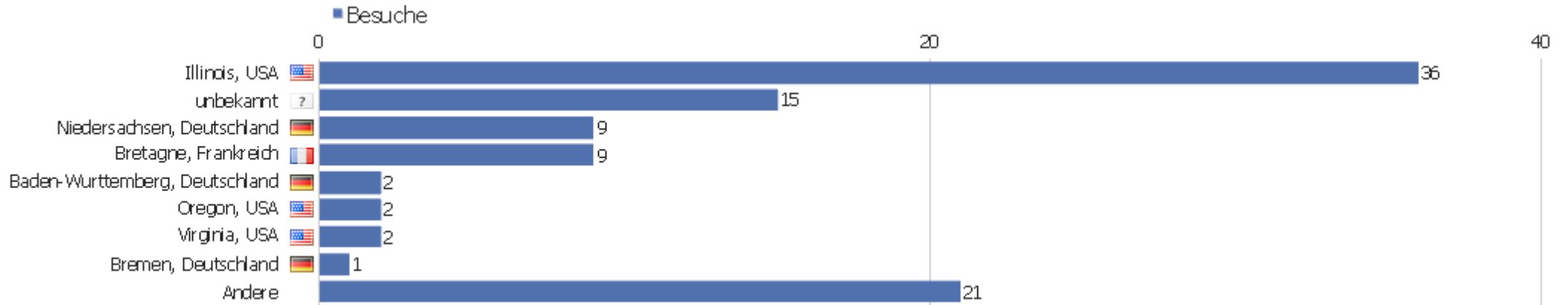


Kontinent











| Kontinent | Besuche | Aktionen | Aktionen pro Besuch | Durchschnittszeit auf der Webseite | Absprungrate | Umsatz |
|-------------|---------|----------|---------------------|------------------------------------|--------------|--------|
| Nordamerika | 43 | 275 | 6,4 | 00:04:55 | 25,58% | 0 € |
| Europa | 49 | 139 | 2,84 | 00:02:52 | 46,94% | 0 € |
| Asien | 4 | 4 | 1 | 00:00:00 | 100% | 0 € |
| Ozeanien | 1 | 1 | 1 | 00:00:00 | 100% | 0 € |

Region

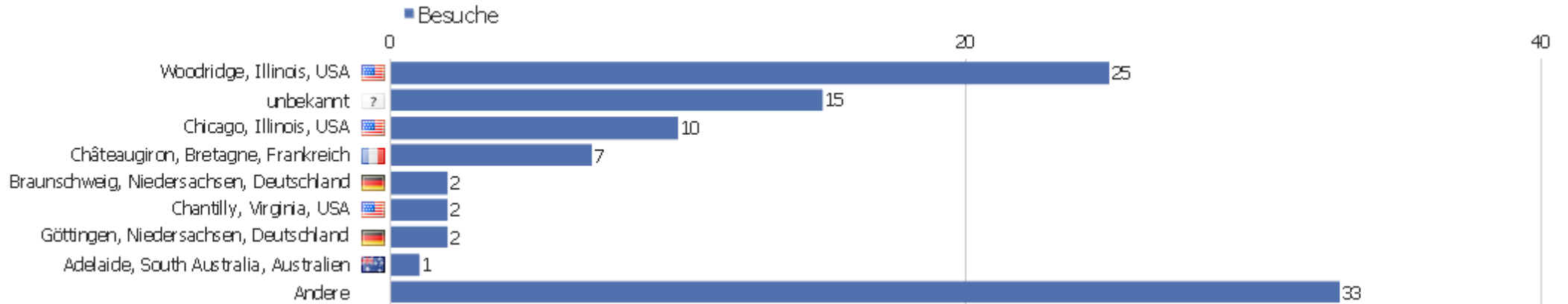


| Region | Besuche | Aktionen | Aktionen pro Besuch | Durchschnittszeit auf der Webseite | Absprungrate | Umsatz |
|----------------------------------|---------|----------|---------------------|------------------------------------|--------------|--------|
| Illinois, USA | 36 | 235 | 6,53 | 00:05:08 | 27,78% | 0 € |
| unbekannt | 15 | 40 | 2,67 | 00:01:53 | 53,33% | 0 € |
| Niedersachsen, Deutschland | 9 | 22 | 2,44 | 00:03:28 | 33,33% | 0 € |
| Bretagne, Frankreich | 9 | 42 | 4,67 | 00:07:07 | 22,22% | 0 € |
| Baden-Wuerttemberg, Deutschland | 2 | 4 | 2 | 00:02:00 | 50% | 0 € |
| Oregon, USA | 2 | 26 | 13 | 00:02:56 | 50% | 0 € |
| Virginia, USA | 2 | 8 | 4 | 00:06:11 | 0% | 0 € |
| Bremen, Deutschland | 1 | 1 | 1 | 00:00:00 | 100% | 0 € |
| South Australia, Australien | 1 | 1 | 1 | 00:00:00 | 100% | 0 € |
| Hessen, Deutschland | 1 | 6 | 6 | 00:05:29 | 0% | 0 € |
| Steiermark, Österreich | 1 | 1 | 1 | 00:00:00 | 100% | 0 € |
| Nordrhein-Westfalen, Deutschland | 1 | 2 | 2 | 00:00:16 | 0% | 0 € |
| Debrecen, Ungarn | 1 | 1 | 1 | 00:00:00 | 100% | 0 € |
| Noord-Holland, Niederlande | 1 | 1 | 1 | 00:00:00 | 100% | 0 € |









| | | | | | | |
|---|---|----|------|----------|--------|-----|
| Hordaland, Norwegen | 1 | 1 | 1 | 00:00:00 | 100% | 0 € |
|  Utrecht, Niederlande | 1 | 2 | 2 | 00:00:43 | 0% | 0 € |
|  Mecklenburg-Vorpommern, Deutschland | 1 | 3 | 3 | 00:04:10 | 0% | 0 € |
|  Sachsen, Deutschland | 1 | 1 | 1 | 00:00:00 | 100% | 0 € |
|  Veneto, Italien | 1 | 1 | 1 | 00:00:00 | 100% | 0 € |
|  Iasi, Rumänien | 1 | 1 | 1 | 00:00:00 | 100% | 0 € |
|  Tamil Nadu, Indien | 1 | 1 | 1 | 00:00:00 | 100% | 0 € |
|  Istanbul, Türkei | 1 | 1 | 1 | 00:00:00 | 100% | 0 € |
|  Jihomoravsky kraj, Tschechische Republik | 1 | 1 | 1 | 00:00:00 | 100% | 0 € |
| Andere | 6 | 17 | 2,83 | 00:01:50 | 33,33% | 0 € |



Stadt

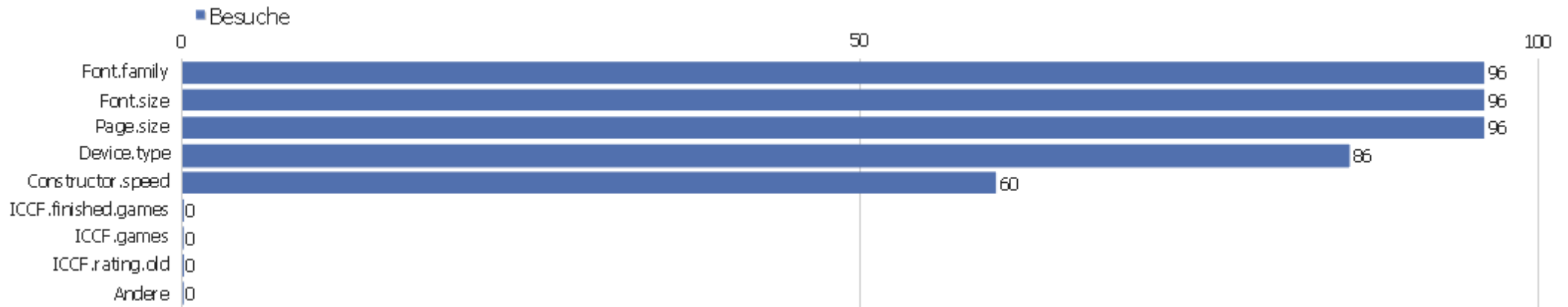


| Stadt | Besuche | Aktionen | Aktionen pro Besuch | Durchschnittszeit auf der Webseite | Absprungrate | Umsatz |
|--|---------|----------|---------------------|------------------------------------|--------------|--------|
| Woodridge, Illinois, USA | 25 | 154 | 6,16 | 00:06:07 | 36% | 0 € |
| unbekannt | 15 | 40 | 2,67 | 00:01:53 | 53,33% | 0 € |
| Chicago, Illinois, USA | 10 | 79 | 7,9 | 00:02:25 | 10% | 0 € |
| Châteaugiron, Bretagne, Frankreich | 7 | 39 | 5,57 | 00:09:02 | 14,29% | 0 € |
| Braunschweig, Niedersachsen, Deutschland | 2 | 5 | 2,5 | 00:00:58 | 0% | 0 € |
| Chantilly, Virginia, USA | 2 | 8 | 4 | 00:06:11 | 0% | 0 € |
| Göttingen, Niedersachsen, Deutschland | 2 | 4 | 2 | 00:01:44 | 50% | 0 € |
| Adelaide, South Australia, Australien | 1 | 1 | 1 | 00:00:00 | 100% | 0 € |
| Amsterdam, Noord-Holland, Niederlande | 1 | 1 | 1 | 00:00:00 | 100% | 0 € |
| Bergen, Hordaland, Norwegen | 1 | 1 | 1 | 00:00:00 | 100% | 0 € |
| Bovenden, Niedersachsen, Deutschland | 1 | 1 | 1 | 00:00:00 | 100% | 0 € |
| Bremen, Bremen, Deutschland | 1 | 1 | 1 | 00:00:00 | 100% | 0 € |
| Chennai, Tamil Nadu, Indien | 1 | 1 | 1 | 00:00:00 | 100% | 0 € |
| Debrecen, Debrecen, Ungarn | 1 | 1 | 1 | 00:00:00 | 100% | 0 € |

| | | | | | | |
|---|----|----|------|----------|------|-----|
| Denver, Colorado, USA | 1 | 2 | 2 | 00:03:57 | 0% | 0 € |
|  Denzlingen, Baden-Wurttemberg, Deutschland | 1 | 3 | 3 | 00:04:00 | 0% | 0 € |
|  Essen, Nordrhein-Westfalen, Deutschland | 1 | 2 | 2 | 00:00:16 | 0% | 0 € |
|  Garbsen, Niedersachsen, Deutschland | 1 | 3 | 3 | 00:01:17 | 0% | 0 € |
|  Graz, Steiermark, Österreich | 1 | 1 | 1 | 00:00:00 | 100% | 0 € |
|  Hanover, Niedersachsen, Deutschland | 1 | 3 | 3 | 00:12:13 | 0% | 0 € |
|  Happy Valley, Oregon, USA | 1 | 1 | 1 | 00:00:00 | 100% | 0 € |
|  Herzberg, Niedersachsen, Deutschland | 1 | 5 | 5 | 00:12:17 | 0% | 0 € |
|  Hörden, Niedersachsen, Deutschland | 1 | 1 | 1 | 00:00:00 | 100% | 0 € |
| Andere | 18 | 62 | 3,44 | 00:01:45 | 50% | 0 € |



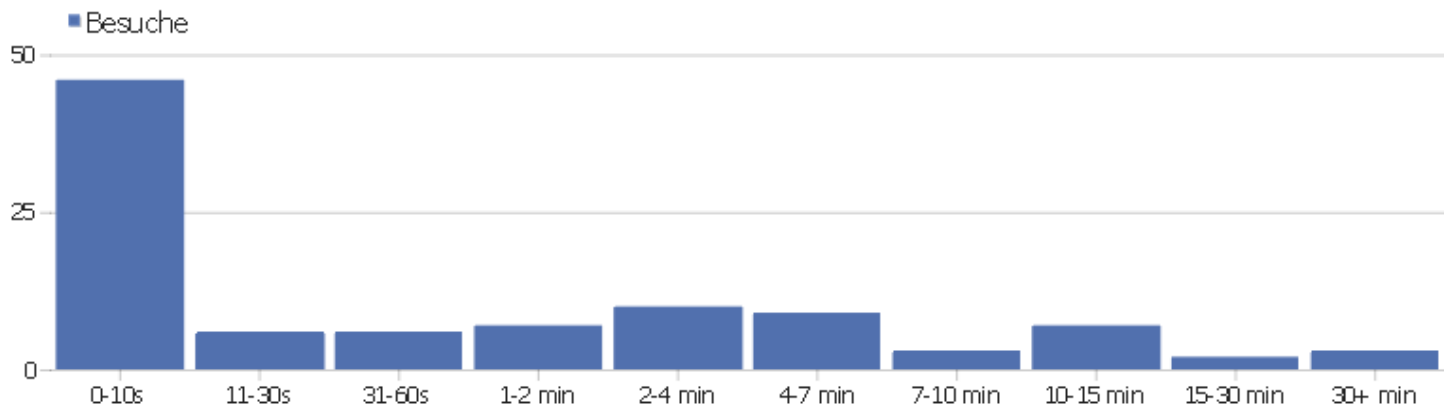
Benutzerdefinierte Variablen



| Name der benutzerdefinierten Variable | Besuche | Aktionen | Aktionen pro Besuch | Durchschnittszeit auf der Webseite | Absprungrate | Umsatz |
|---------------------------------------|---------|----------|---------------------|------------------------------------|--------------|--------|
| Font.family | 96 | 418 | 4,35 | 00:03:40 | 39,58% | 0 € |
| Font.size | 96 | 418 | 4,35 | 00:03:40 | 39,58% | 0 € |
| Page.size | 96 | 418 | 4,35 | 00:03:40 | 39,58% | 0 € |
| Device.type | 86 | 339 | 3,94 | 00:03:49 | 43,02% | 0 € |
| Constructor.speed | 60 | 245 | 4,08 | 00:03:41 | 40% | 0 € |
| ICCF.finished.games | 0 | 235 | 0 | 00:00:00 | 0% | 0 € |
| ICCF.games | 0 | 235 | 0 | 00:00:00 | 0% | 0 € |
| ICCF.rating.old | 0 | 235 | 0 | 00:00:00 | 0% | 0 € |
| Article.size | 0 | 155 | 0 | 00:00:00 | 0% | 0 € |
| Cache.age | 0 | 155 | 0 | 00:00:00 | 0% | 0 € |
| Cache.time | 0 | 155 | 0 | 00:00:00 | 0% | 0 € |
| Rendering | 0 | 155 | 0 | 00:00:00 | 0% | 0 € |
| Version | 0 | 155 | 0 | 00:00:00 | 0% | 0 € |
| FIDE.30.games? | 0 | 7 | 0 | 00:00:00 | 0% | 0 € |

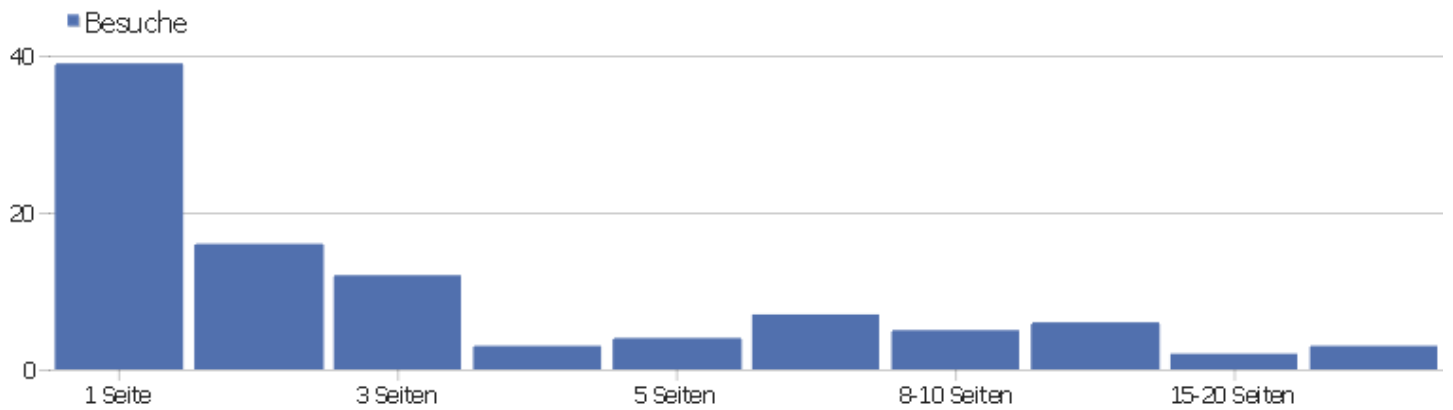
| | | | | | | |
|-----------------|---|---|---|----------|----|-----|
| FIDE.games | 0 | 7 | 0 | 00:00:00 | 0% | 0 € |
| FIDE.max.2400? | 0 | 7 | 0 | 00:00:00 | 0% | 0 € |
| FIDE.rating.old | 0 | 7 | 0 | 00:00:00 | 0% | 0 € |

Besuchslänge



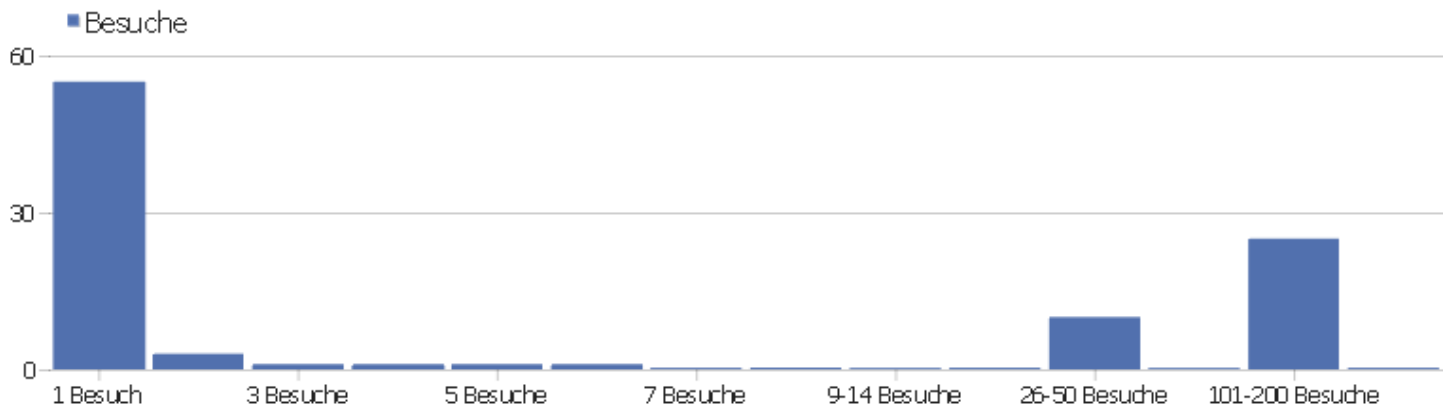
| Besuchsdauer | Besuche |
|--------------|---------|
| 0-10s | 46 |
| 11-30s | 6 |
| 31-60s | 6 |
| 1-2 min | 7 |
| 2-4 min | 10 |
| 4-7 min | 9 |
| 7-10 min | 3 |
| 10-15 min | 7 |
| 15-30 min | 2 |
| 30+ min | 3 |

Seiten pro Besuch



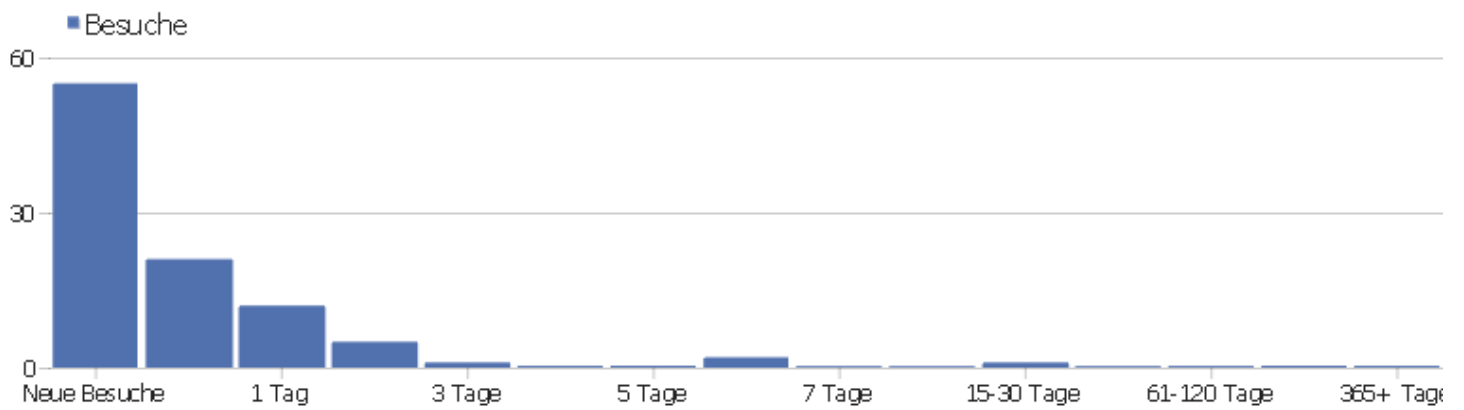
| Seiten pro Besuch | Besuche |
|-------------------|---------|
| 1 Seite | 39 |
| 2 Seiten | 16 |
| 3 Seiten | 12 |
| 4 Seiten | 3 |
| 5 Seiten | 4 |
| 6-7 Seiten | 7 |
| 8-10 Seiten | 5 |
| 11-14 Seiten | 6 |
| 15-20 Seiten | 2 |
| 21+ Seiten | 3 |

Besuche nach Besuchszahl



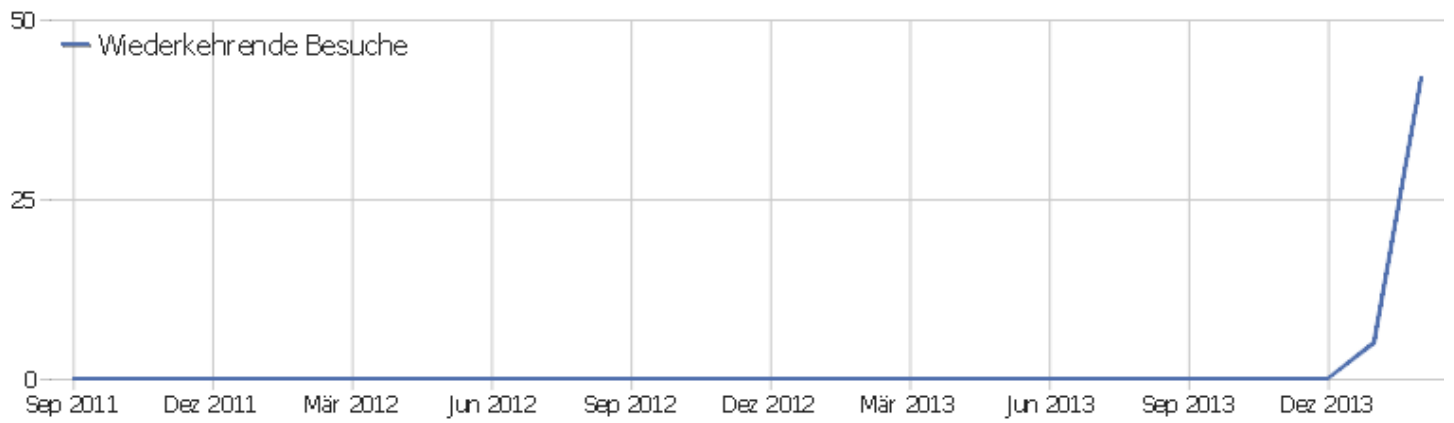
| Besuche nach Besuchszahl | Besuche | % Besuche |
|--------------------------|---------|-----------|
| 1 Besuch | 55 | 57% |
| 2 Besuche | 3 | 3% |
| 3 Besuche | 1 | 1% |
| 4 Besuche | 1 | 1% |
| 5 Besuche | 1 | 1% |
| 6 Besuche | 1 | 1% |
| 7 Besuche | 0 | 0% |
| 8 Besuche | 0 | 0% |
| 9-14 Besuche | 0 | 0% |
| 15-25 Besuche | 0 | 0% |
| 26-50 Besuche | 10 | 10% |
| 51-100 Besuche | 0 | 0% |
| 101-200 Besuche | 25 | 26% |
| 201+ Besuche | 0 | 0% |

Besuche pro Tage seit letztem Besuch



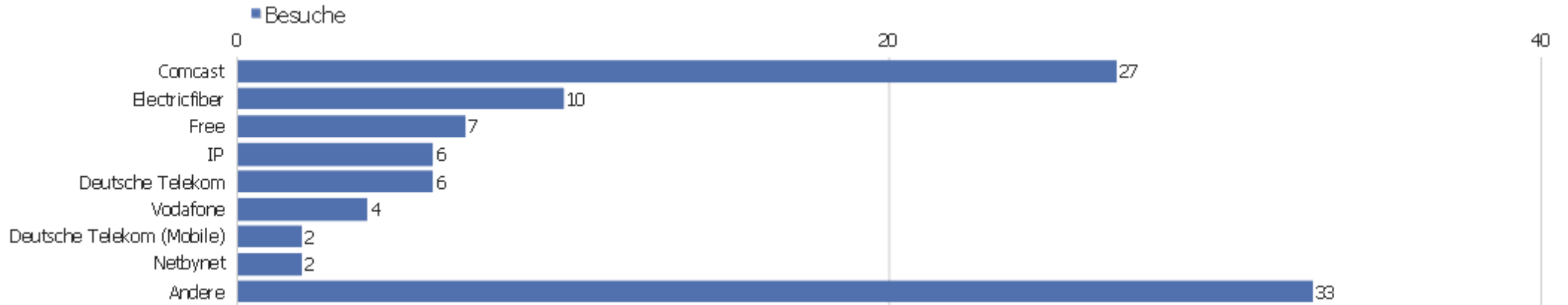
| Besuche pro Tage seit letztem Besuch | Besuche |
|--------------------------------------|---------|
| Neue Besuche | 55 |
| 0 Tage | 21 |
| 1 Tag | 12 |
| 2 Tage | 5 |
| 3 Tage | 1 |
| 4 Tage | 0 |
| 5 Tage | 0 |
| 6 Tage | 2 |
| 7 Tage | 0 |
| 8-14 Tage | 0 |
| 15-30 Tage | 1 |
| 31-60 Tage | 0 |
| 61-120 Tage | 0 |
| 121-364 Tage | 0 |
| 365+ Tage | 0 |

Wiederkehrende Besuche



| Name | Wert |
|--|----------|
| Eindeutige wiederkehrende Besucher | 5 |
| Wiederkehrende Besuche | 42 |
| Aktionen bei wiederkehrenden Besuchen | 266 |
| Absprungrate bei wiederkehrenden Besuchen | 26% |
| Aktionen pro wiederkehrendem Besuch | 6,3 |
| Durchschnittszeit von wiederkehrenden Besuchen | 00:05:35 |

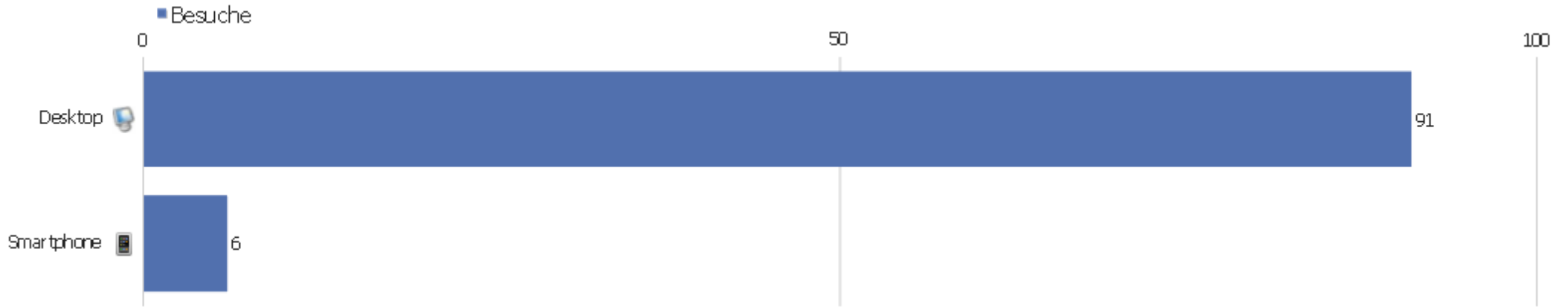
Provider



| Provider | Besuche | Aktionen | Aktionen pro Besuch | Durchschnittszeit auf der Webseite | Absprungrate | Konversionsrate |
|---------------------------|---------|----------|---------------------|------------------------------------|--------------|-----------------|
| Comcast | 27 | 180 | 6,67 | 00:05:53 | 37,04% | 0% |
| Electricfiber | 10 | 79 | 7,9 | 00:02:25 | 10% | 0% |
| Free | 7 | 39 | 5,57 | 00:09:02 | 14,29% | 0% |
| IP | 6 | 12 | 2 | 00:00:29 | 50% | 0% |
| Deutsche Telekom | 6 | 20 | 3,33 | 00:04:22 | 16,67% | 0% |
| Vodafone | 4 | 11 | 2,75 | 00:03:37 | 50% | 0% |
| Deutsche Telekom (Mobile) | 2 | 10 | 5 | 00:01:00 | 50% | 0% |
| Netbynet | 2 | 2 | 1 | 00:00:00 | 100% | 0% |
| Orbital | 2 | 8 | 4 | 00:04:41 | 0% | 0% |
| Kabel Deutschland | 2 | 5 | 2,5 | 00:00:58 | 0% | 0% |
| Verizon | 2 | 8 | 4 | 00:06:11 | 0% | 0% |
| Orange | 2 | 3 | 1,5 | 00:00:25 | 50% | 0% |
| unbekannt | 1 | 1 | 1 | 00:00:00 | 100% | 0% |
| Airtelbroadband | 1 | 1 | 1 | 00:00:00 | 100% | 0% |

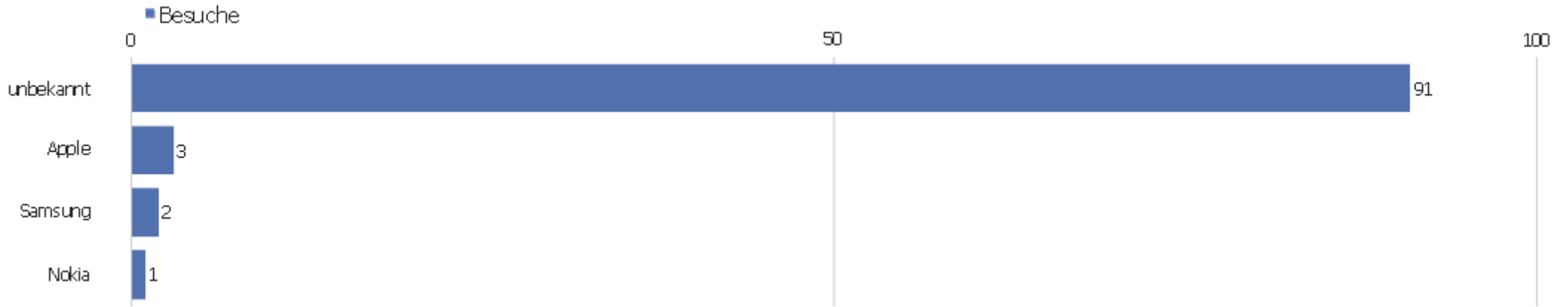
| | | | | | | |
|---------------|----|----|------|----------|--------|----|
| Bezeqint | 1 | 1 | 1 | 00:00:00 | 100% | 0% |
| Bit | 1 | 2 | 2 | 00:00:43 | 0% | 0% |
| Bobbroadband | 1 | 2 | 2 | 00:07:30 | 0% | 0% |
| Digikabel | 1 | 1 | 1 | 00:00:00 | 100% | 0% |
| Fiberlink | 1 | 1 | 1 | 00:00:00 | 100% | 0% |
| Goemobile | 1 | 1 | 1 | 00:00:00 | 100% | 0% |
| Goettingen | 1 | 1 | 1 | 00:00:00 | 100% | 0% |
| Izacom | 1 | 9 | 9 | 00:02:36 | 0% | 0% |
| Niedersachsen | 1 | 3 | 3 | 00:12:13 | 0% | 0% |
| Andere | 14 | 19 | 1,36 | 00:00:55 | 71,43% | 0% |

Gerätetyp



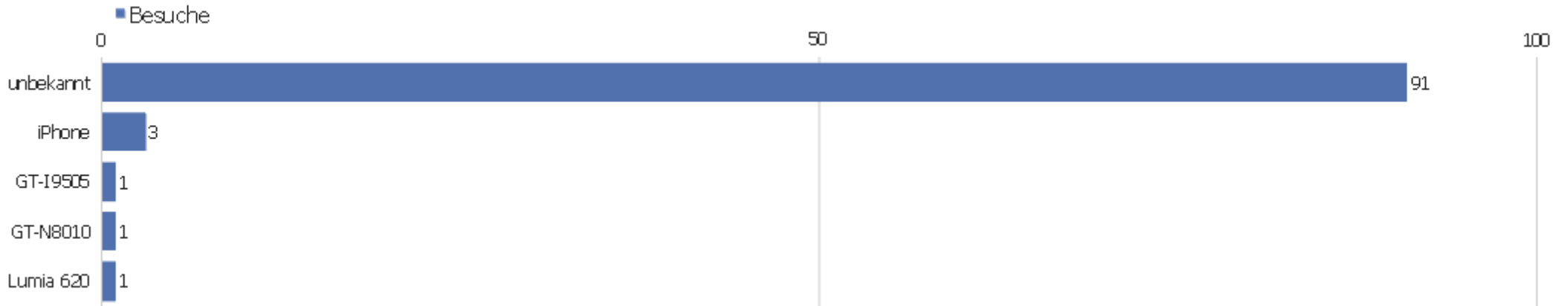
| Gerätetyp | Besuche | Aktionen | Aktionen pro Besuch | Durchschnittszeit auf der Webseite | Absprungrate | Konversionsrate |
|------------|---------|----------|---------------------|------------------------------------|--------------|-----------------|
| Desktop | 91 | 402 | 4,42 | 00:03:50 | 40,66% | 0% |
| Smartphone | 6 | 17 | 2,83 | 00:00:29 | 33,33% | 0% |

Gerätemarkre



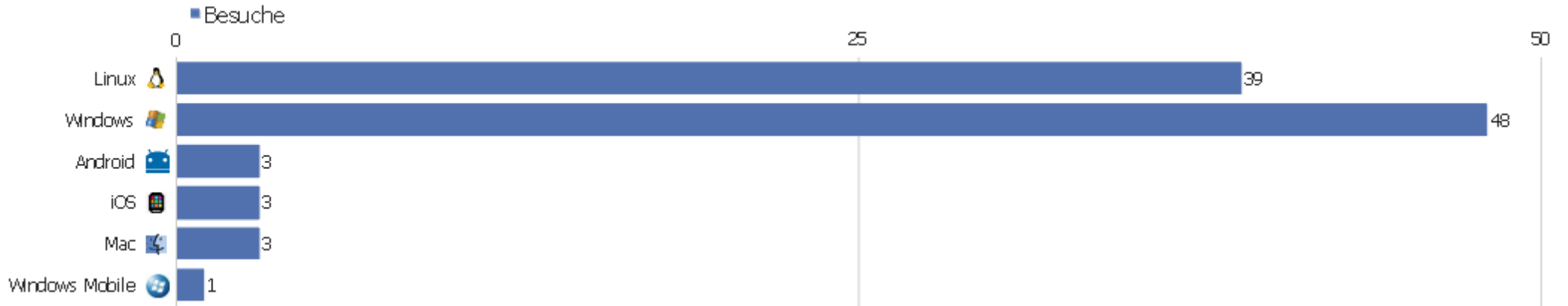
| Gerätemarkre | Besuche | Aktionen | Aktionen pro Besuch | Durchschnittszeit auf der Webseite | Absprungsrate | Konversionsrate |
|--------------|---------|----------|---------------------|------------------------------------|---------------|-----------------|
| unbekannt | 91 | 402 | 4,42 | 00:03:50 | 40,66% | 0% |
| 🍏 Apple | 3 | 4 | 1,33 | 00:00:03 | 66,67% | 0% |
| 📱 Samsung | 2 | 11 | 5,5 | 00:01:08 | 0% | 0% |
| 📞 Nokia | 1 | 2 | 2 | 00:00:30 | 0% | 0% |

Gerätemodell



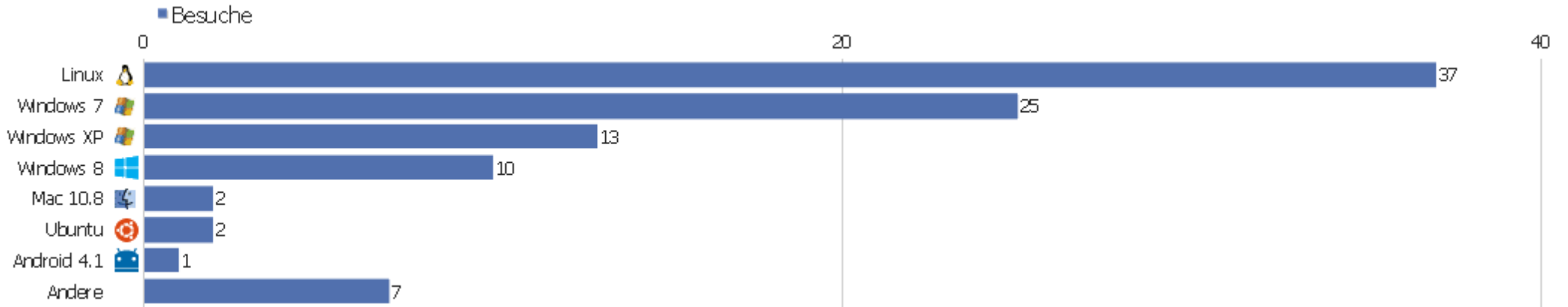
| Gerätemodell | Besuche | Aktionen | Aktionen pro Besuch | Durchschnittszeit auf der Webseite | Absprungrate | Konversionsrate |
|--------------|---------|----------|---------------------|------------------------------------|--------------|-----------------|
| unbekannt | 91 | 402 | 4,42 | 00:03:50 | 40,66% | 0% |
| iPhone | 3 | 4 | 1,33 | 00:00:03 | 66,67% | 0% |
| GT-I9505 | 1 | 9 | 9 | 00:02:00 | 0% | 0% |
| GT-N8010 | 1 | 2 | 2 | 00:00:16 | 0% | 0% |
| Lumia 620 | 1 | 2 | 2 | 00:00:30 | 0% | 0% |

Betriebssystem Familie



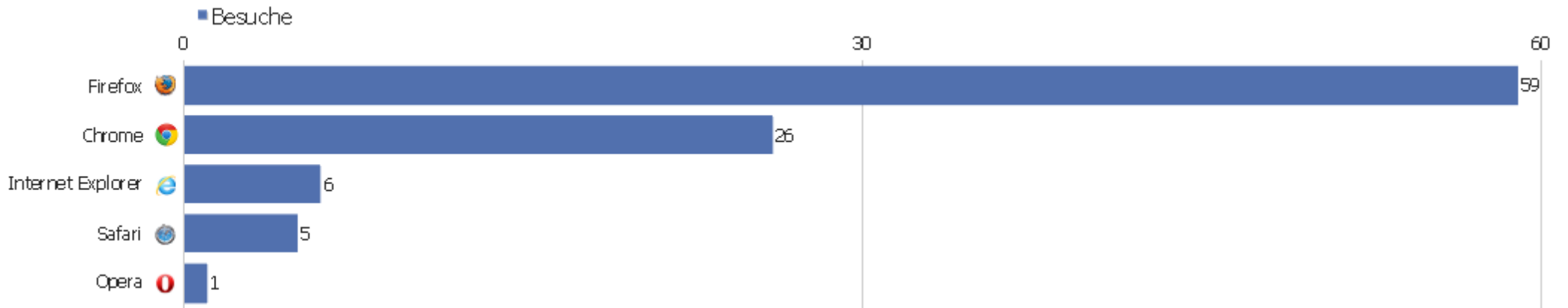
| Betriebssystem Familie | Besuche | Aktionen | Aktionen pro Besuch | Durchschnittszeit auf der Webseite | Absprungrate | Konversionsrate |
|------------------------|---------|----------|---------------------|------------------------------------|--------------|-----------------|
| Linux | 39 | 239 | 6,13 | 00:04:35 | 33,33% | 0% |
| Windows | 48 | 148 | 3,08 | 00:02:52 | 47,92% | 0% |
| Android | 3 | 17 | 5,67 | 00:04:50 | 0% | 0% |
| iOS | 3 | 4 | 1,33 | 00:00:03 | 66,67% | 0% |
| Mac | 3 | 9 | 3 | 00:06:53 | 33,33% | 0% |
| Windows Mobile | 1 | 2 | 2 | 00:00:30 | 0% | 0% |

Betriebssystem Familien



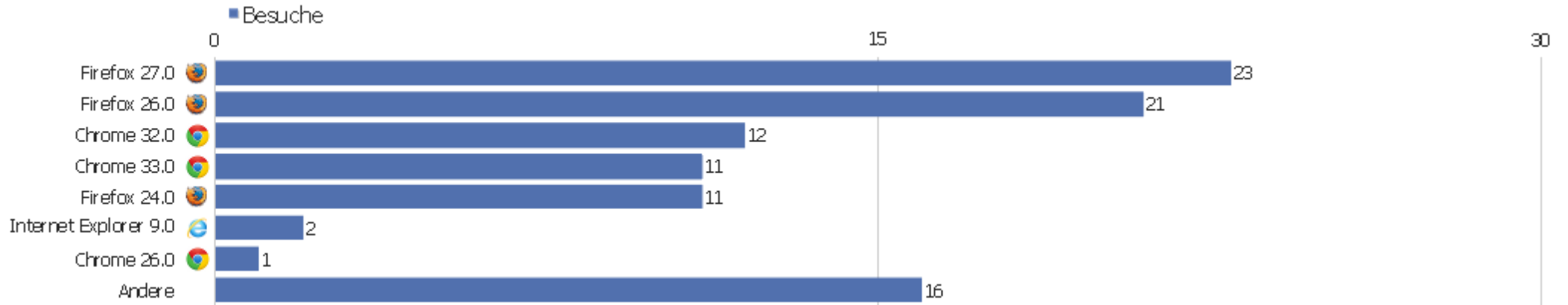
| Betriebssystem Familien | Besuche | Aktionen | Aktionen pro Besuch | Durchschnittszeit auf der Webseite | Absprungrate | Konversionsrate |
|-------------------------|---------|----------|---------------------|------------------------------------|--------------|-----------------|
| Linux | 37 | 235 | 6,35 | 00:04:47 | 32,43% | 0% |
| Windows 7 | 25 | 69 | 2,76 | 00:03:21 | 52% | 0% |
| Windows XP | 13 | 29 | 2,23 | 00:02:13 | 46,15% | 0% |
| Windows 8 | 10 | 50 | 5 | 00:02:28 | 40% | 0% |
| Mac 10.8 | 2 | 3 | 1,5 | 00:03:45 | 50% | 0% |
| Ubuntu | 2 | 4 | 2 | 00:00:53 | 50% | 0% |
| Android 4.1 | 1 | 2 | 2 | 00:00:16 | 0% | 0% |
| Android 4.3 | 1 | 9 | 9 | 00:02:00 | 0% | 0% |
| Android 4.4 | 1 | 6 | 6 | 00:12:13 | 0% | 0% |
| iOS 5.1 | 1 | 2 | 2 | 00:00:08 | 0% | 0% |
| iOS 6.1 | 1 | 1 | 1 | 00:00:00 | 100% | 0% |
| iOS 7.0 | 1 | 1 | 1 | 00:00:00 | 100% | 0% |
| Mac 10.9 | 1 | 6 | 6 | 00:13:09 | 0% | 0% |
| Windows Phone 8.0 | 1 | 2 | 2 | 00:00:30 | 0% | 0% |

Browserfamilien











| Browserfamilien | Besuche | Aktionen | Aktionen pro Besuch | Durchschnittszeit auf der Webseite | Absprungrate | Konversionsrate |
|-------------------|---------|----------|---------------------|------------------------------------|--------------|-----------------|
| Firefox | 59 | 288 | 4,88 | 00:04:09 | 33,9% | 0% |
| Chrome | 26 | 100 | 3,85 | 00:03:20 | 53,85% | 0% |
| Internet Explorer | 6 | 18 | 3 | 00:01:13 | 33,33% | 0% |
| Safari | 5 | 12 | 2,4 | 00:02:43 | 40% | 0% |
| Opera | 1 | 1 | 1 | 00:00:00 | 100% | 0% |

Browser Versionen

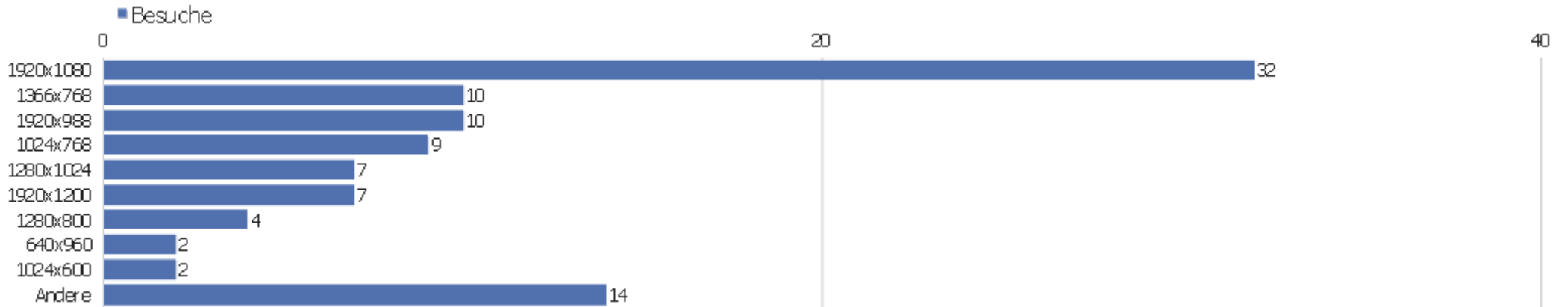


| Browser Versionen | Besuche | Aktionen | Aktionen pro Besuch | Durchschnittszeit auf der Webseite | Absprungrate | Konversionsrate |
|-----------------------|---------|----------|---------------------|------------------------------------|--------------|-----------------|
| Firefox 27.0 | 23 | 129 | 5,61 | 00:03:54 | 34,78% | 0% |
| Firefox 26.0 | 21 | 70 | 3,33 | 00:05:31 | 42,86% | 0% |
| Chrome 32.0 | 12 | 41 | 3,42 | 00:00:46 | 66,67% | 0% |
| Chrome 33.0 | 11 | 43 | 3,91 | 00:05:45 | 45,45% | 0% |
| Firefox 24.0 | 11 | 82 | 7,45 | 00:03:18 | 9,09% | 0% |
| Internet Explorer 9.0 | 2 | 4 | 2 | 00:02:05 | 50% | 0% |
| Chrome 26.0 | 1 | 1 | 1 | 00:00:00 | 100% | 0% |
| Chrome Mobile 28.0 | 1 | 9 | 9 | 00:02:00 | 0% | 0% |
| Chrome Mobile 32.0 | 1 | 6 | 6 | 00:12:13 | 0% | 0% |
| Firefox 3.6 | 1 | 1 | 1 | 00:00:00 | 100% | 0% |
| Firefox 16.0 | 1 | 2 | 2 | 00:00:58 | 0% | 0% |
| Firefox 20.0 | 1 | 1 | 1 | 00:00:00 | 100% | 0% |
| Firefox 25.0 | 1 | 3 | 3 | 00:01:45 | 0% | 0% |
| Internet Explorer 7.0 | 1 | 2 | 2 | 00:00:02 | 0% | 0% |

| | | | | | | |
|---|---|---|---|----------|------|----|
| Internet Explorer 8.0 | 1 | 1 | 1 | 00:00:00 | 100% | 0% |
|  Internet Explorer 11.0 | 1 | 9 | 9 | 00:02:36 | 0% | 0% |
|  IE Mobile 10.0 | 1 | 2 | 2 | 00:00:30 | 0% | 0% |
|  Mobile Safari | 1 | 2 | 2 | 00:00:08 | 0% | 0% |
|  Mobile Safari 6.0 | 1 | 1 | 1 | 00:00:00 | 100% | 0% |
|  Mobile Safari 7.0 | 1 | 1 | 1 | 00:00:00 | 100% | 0% |
|  Opera 10.62 | 1 | 1 | 1 | 00:00:00 | 100% | 0% |
|  Safari 4.0 | 1 | 2 | 2 | 00:00:16 | 0% | 0% |
|  Safari 7.0 | 1 | 6 | 6 | 00:13:09 | 0% | 0% |



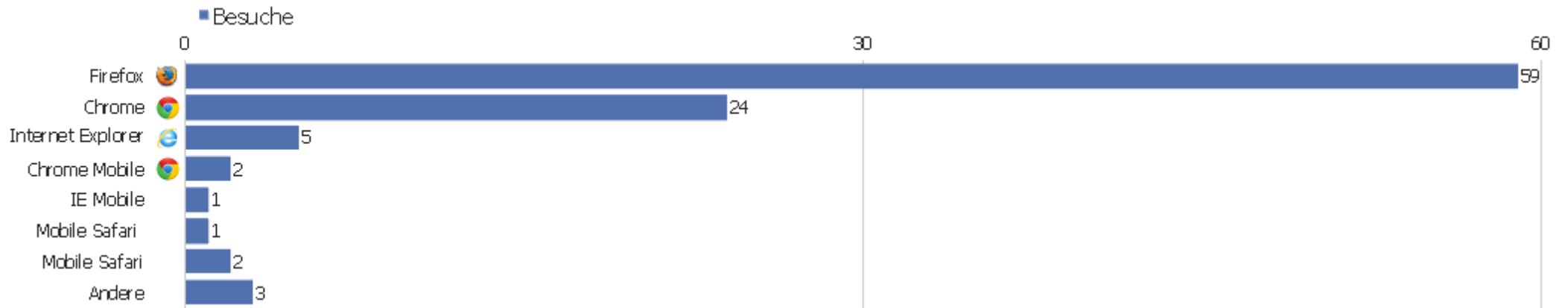
Bildschirmauflösungen



| Auflösung | Besuche | Aktionen | Aktionen pro Besuch | Durchschnittszeit auf der Webseite | Absprungrate | Konversionsrate |
|-----------|---------|----------|---------------------|------------------------------------|--------------|-----------------|
| 1920x1080 | 32 | 191 | 5,97 | 00:05:11 | 37,5% | 0% |
| 1366x768 | 10 | 14 | 1,4 | 00:01:52 | 70% | 0% |
| 1920x988 | 10 | 79 | 7,9 | 00:02:25 | 10% | 0% |
| 1024x768 | 9 | 20 | 2,22 | 00:01:44 | 44,44% | 0% |
| 1280x1024 | 7 | 11 | 1,57 | 00:02:14 | 71,43% | 0% |
| 1920x1200 | 7 | 40 | 5,71 | 00:07:39 | 14,29% | 0% |
| 1280x800 | 4 | 9 | 2,25 | 00:02:13 | 25% | 0% |
| 640x960 | 2 | 2 | 1 | 00:00:00 | 100% | 0% |
| 1024x600 | 2 | 4 | 2 | 00:00:39 | 50% | 0% |
| 1600x900 | 2 | 6 | 3 | 00:06:09 | 50% | 0% |
| 1680x1050 | 2 | 2 | 1 | 00:00:00 | 100% | 0% |
| 320x480 | 1 | 2 | 2 | 00:00:08 | 0% | 0% |
| 360x592 | 1 | 6 | 6 | 00:12:13 | 0% | 0% |
| 480x800 | 1 | 2 | 2 | 00:00:30 | 0% | 0% |

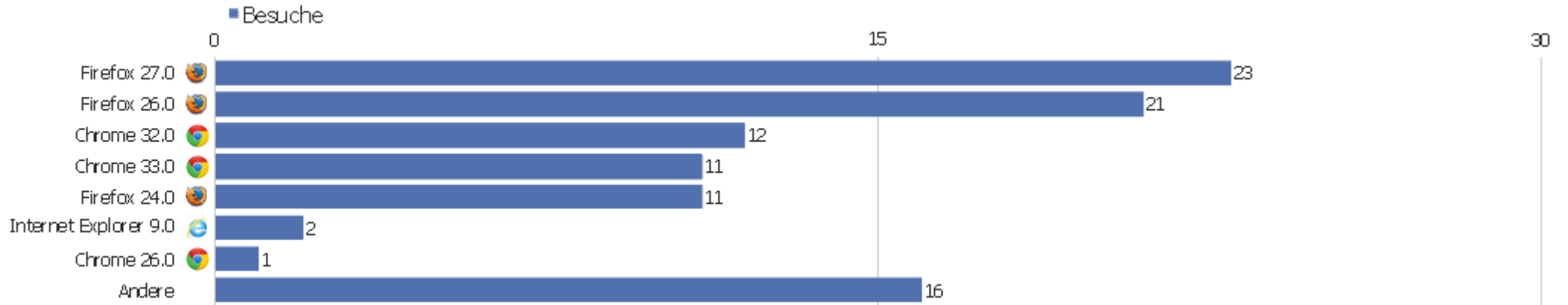
| | | | | | | |
|-----------|---|---|---|----------|------|----|
| 640x360 | 1 | 9 | 9 | 00:02:00 | 0% | 0% |
| 1093x614 | 1 | 1 | 1 | 00:00:00 | 100% | 0% |
| 1138x640 | 1 | 9 | 9 | 00:02:36 | 0% | 0% |
| 1311x737 | 1 | 3 | 3 | 00:04:10 | 0% | 0% |
| 1600x1200 | 1 | 2 | 2 | 00:00:58 | 0% | 0% |
| 2880x1800 | 1 | 6 | 6 | 00:13:09 | 0% | 0% |
| unknown | 1 | 1 | 1 | 00:00:00 | 100% | 0% |

Besucher-Browser









| Browser | Besuche | Aktionen | Aktionen pro Besuch | Durchschnittszeit auf der Webseite | Absprungrate | Konversionsrate |
|-------------------|---------|----------|---------------------|------------------------------------|--------------|-----------------|
| Firefox | 59 | 288 | 4,88 | 00:04:09 | 33,9% | 0% |
| Chrome | 24 | 85 | 3,54 | 00:03:01 | 58,33% | 0% |
| Internet Explorer | 5 | 16 | 3,2 | 00:01:22 | 40% | 0% |
| Chrome Mobile | 2 | 15 | 7,5 | 00:07:07 | 0% | 0% |
| IE Mobile | 1 | 2 | 2 | 00:00:30 | 0% | 0% |
| Mobile Safari | 1 | 2 | 2 | 00:00:08 | 0% | 0% |
| Mobile Safari | 2 | 2 | 1 | 00:00:00 | 100% | 0% |
| Opera | 1 | 1 | 1 | 00:00:00 | 100% | 0% |
| Safari | 2 | 8 | 4 | 00:06:43 | 0% | 0% |

Browser-Version

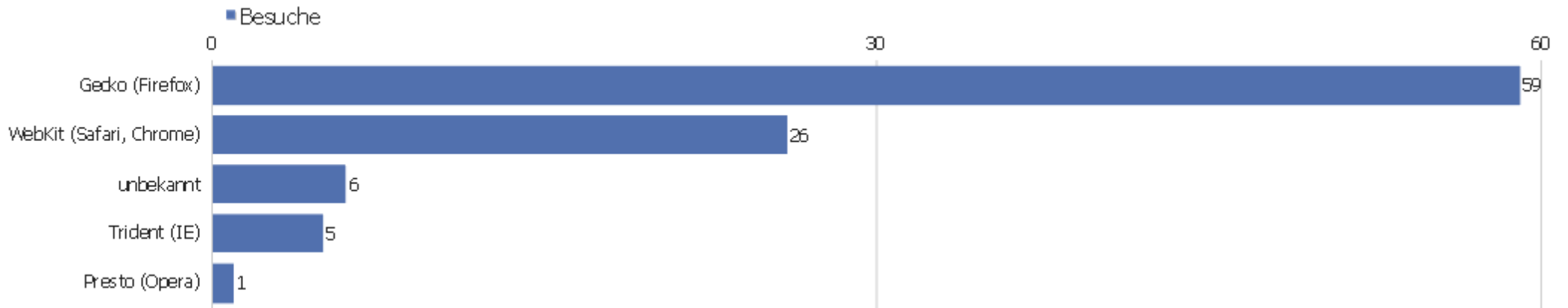


| Browserversion | Besuche | Aktionen | Aktionen pro Besuch | Durchschnittszeit auf der Webseite | Absprungrate | Konversionsrate |
|-----------------------|---------|----------|---------------------|------------------------------------|--------------|-----------------|
| Firefox 27.0 | 23 | 129 | 5,61 | 00:03:54 | 34,78% | 0% |
| Firefox 26.0 | 21 | 70 | 3,33 | 00:05:31 | 42,86% | 0% |
| Chrome 32.0 | 12 | 41 | 3,42 | 00:00:46 | 66,67% | 0% |
| Chrome 33.0 | 11 | 43 | 3,91 | 00:05:45 | 45,45% | 0% |
| Firefox 24.0 | 11 | 82 | 7,45 | 00:03:18 | 9,09% | 0% |
| Internet Explorer 9.0 | 2 | 4 | 2 | 00:02:05 | 50% | 0% |
| Chrome 26.0 | 1 | 1 | 1 | 00:00:00 | 100% | 0% |
| Chrome Mobile 28.0 | 1 | 9 | 9 | 00:02:00 | 0% | 0% |
| Chrome Mobile 32.0 | 1 | 6 | 6 | 00:12:13 | 0% | 0% |
| Firefox 3.6 | 1 | 1 | 1 | 00:00:00 | 100% | 0% |
| Firefox 16.0 | 1 | 2 | 2 | 00:00:58 | 0% | 0% |
| Firefox 20.0 | 1 | 1 | 1 | 00:00:00 | 100% | 0% |
| Firefox 25.0 | 1 | 3 | 3 | 00:01:45 | 0% | 0% |
| Internet Explorer 7.0 | 1 | 2 | 2 | 00:00:02 | 0% | 0% |

| | | | | | | |
|---|---|---|---|----------|------|----|
| Internet Explorer 8.0 | 1 | 1 | 1 | 00:00:00 | 100% | 0% |
|  Internet Explorer 11.0 | 1 | 9 | 9 | 00:02:36 | 0% | 0% |
| IE Mobile 10.0 | 1 | 2 | 2 | 00:00:30 | 0% | 0% |
|  Mobile Safari | 1 | 2 | 2 | 00:00:08 | 0% | 0% |
| Mobile Safari 6.0 | 1 | 1 | 1 | 00:00:00 | 100% | 0% |
|  Mobile Safari 7.0 | 1 | 1 | 1 | 00:00:00 | 100% | 0% |
|  Opera 10.62 | 1 | 1 | 1 | 00:00:00 | 100% | 0% |
|  Safari 4.0 | 1 | 2 | 2 | 00:00:16 | 0% | 0% |
|  Safari 7.0 | 1 | 6 | 6 | 00:13:09 | 0% | 0% |

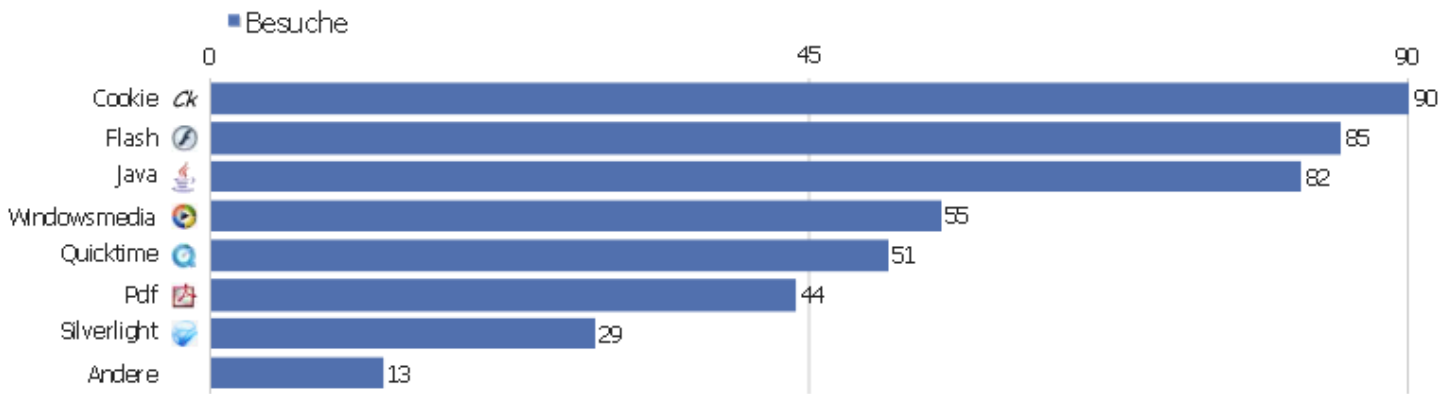



Browser nach Familie



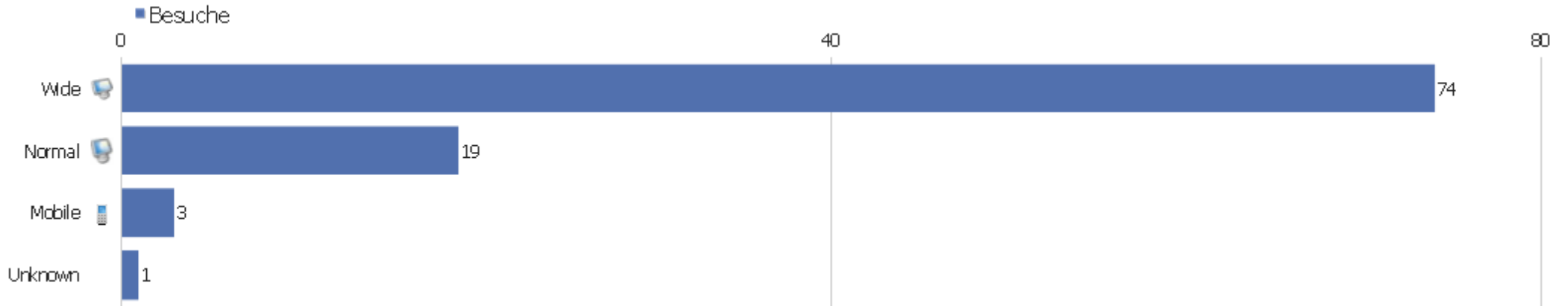
| Browserfamilie | Besuche | Aktionen | Aktionen pro Besuch | Durchschnittszeit auf der Webseite | Absprungrate | Konversionsrate |
|-------------------------|---------|----------|---------------------|------------------------------------|--------------|-----------------|
| Gecko (Firefox) | 59 | 288 | 4,88 | 00:04:09 | 33,9% | 0% |
| WebKit (Safari, Chrome) | 26 | 93 | 3,58 | 00:03:18 | 53,85% | 0% |
| unbekannt | 6 | 21 | 3,5 | 00:02:29 | 33,33% | 0% |
| Trident (IE) | 5 | 16 | 3,2 | 00:01:22 | 40% | 0% |
| Presto (Opera) | 1 | 1 | 1 | 00:00:00 | 100% | 0% |

Liste der Plugins



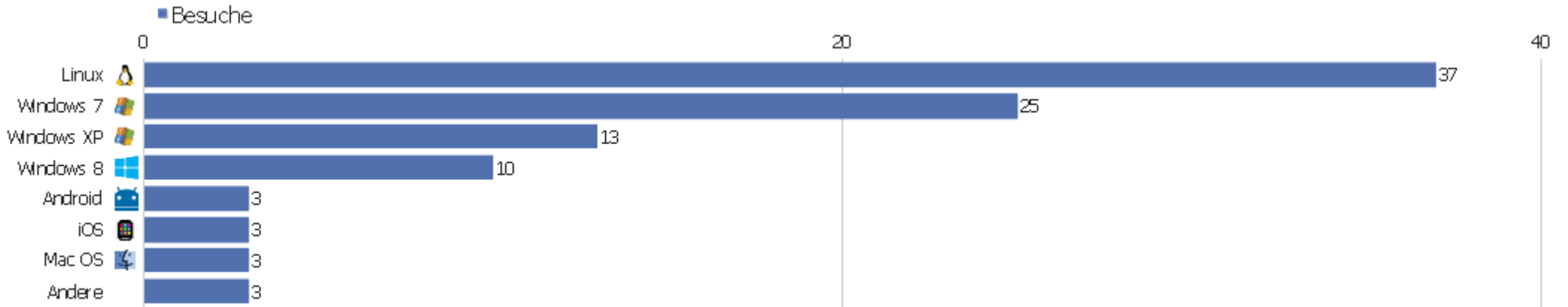
| Plugin | Besuche | % Besuche |
|--|---------|-----------|
|  Cookie | 90 | 97,8% |
|  Flash | 85 | 92,4% |
|  Java | 82 | 89,1% |
|  Windowsmedia | 55 | 59,8% |
|  Quicktime | 51 | 55,4% |
|  Pdf | 44 | 47,8% |
|  Silverlight | 29 | 31,5% |
|  Director | 7 | 7,6% |
|  Realplayer | 6 | 6,5% |
|  Gears | 0 | 0% |

Normal / Breitbild



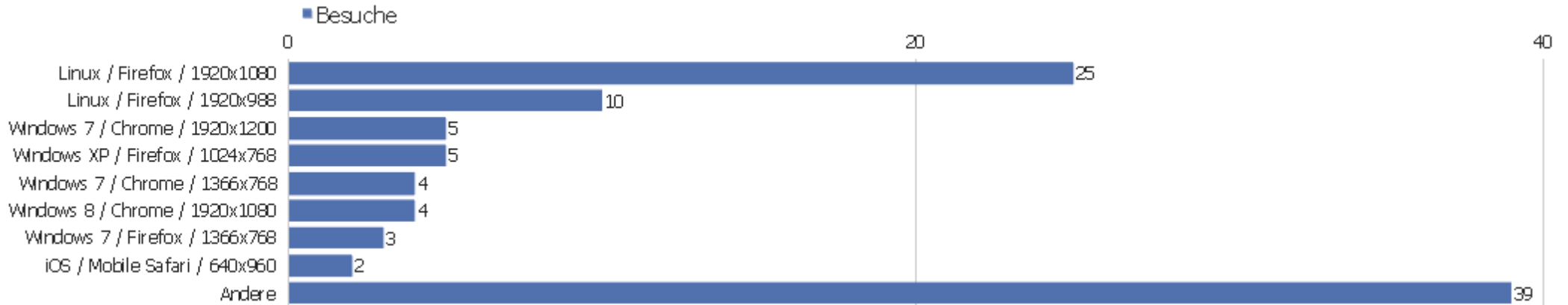
| Bildschirmtyp | Besuche | Aktionen | Aktionen pro Besuch | Durchschnittszeit auf der Webseite | Absprungrate | Konversionsrate |
|---------------|---------|----------|---------------------|------------------------------------|--------------|-----------------|
| Wide | 74 | 373 | 5,04 | 00:04:09 | 36,49% | 0% |
| Normal | 19 | 35 | 1,84 | 00:01:42 | 57,89% | 0% |
| Mobile | 3 | 10 | 3,33 | 00:04:17 | 0% | 0% |
| Unknown | 1 | 1 | 1 | 00:00:00 | 100% | 0% |

Betriebssysteme



| Betriebssystem | Besuche | Aktionen | Aktionen pro Besuch | Durchschnittszeit auf der Webseite | Absprungrate | Konversionsrate |
|------------------|---------|----------|---------------------|------------------------------------|--------------|-----------------|
| Linux | 37 | 235 | 6,35 | 00:04:47 | 32,43% | 0% |
| Windows 7 | 25 | 69 | 2,76 | 00:03:21 | 52% | 0% |
| Windows XP | 13 | 29 | 2,23 | 00:02:13 | 46,15% | 0% |
| Windows 8 | 10 | 50 | 5 | 00:02:28 | 40% | 0% |
| Android | 3 | 17 | 5,67 | 00:04:50 | 0% | 0% |
| iOS | 3 | 4 | 1,33 | 00:00:03 | 66,67% | 0% |
| Mac OS | 3 | 9 | 3 | 00:06:53 | 33,33% | 0% |
| Ubuntu | 2 | 4 | 2 | 00:00:53 | 50% | 0% |
| Windows Phone OS | 1 | 2 | 2 | 00:00:30 | 0% | 0% |

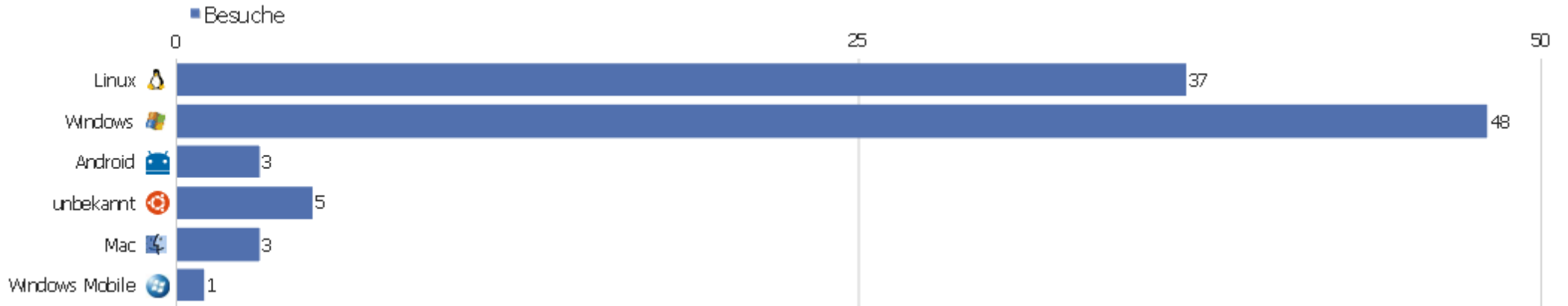
Globale Besucherconfiguration



| Konfiguration | Besuche | Aktionen | Aktionen pro Besuch | Durchschnittszeit auf der Webseite | Absprungrate | Konversionsrate |
|-----------------------------------|---------|----------|---------------------|------------------------------------|--------------|-----------------|
| Linux / Firefox / 1920x1080 | 25 | 154 | 6,16 | 00:06:07 | 36% | 0% |
| Linux / Firefox / 1920x988 | 10 | 79 | 7,9 | 00:02:25 | 10% | 0% |
| Windows 7 / Chrome / 1920x1200 | 5 | 31 | 6,2 | 00:09:16 | 20% | 0% |
| Windows XP / Firefox / 1024x768 | 5 | 12 | 2,4 | 00:02:02 | 40% | 0% |
| Windows 7 / Chrome / 1366x768 | 4 | 4 | 1 | 00:00:00 | 100% | 0% |
| Windows 8 / Chrome / 1920x1080 | 4 | 29 | 7,25 | 00:01:39 | 50% | 0% |
| Windows 7 / Firefox / 1366x768 | 3 | 5 | 1,67 | 00:02:48 | 33,33% | 0% |
| iOS / Mobile Safari / 640x960 | 2 | 2 | 1 | 00:00:00 | 100% | 0% |
| Windows 7 / Chrome / 1920x1080 | 2 | 6 | 3 | 00:03:17 | 50% | 0% |
| Windows 7 / Firefox / 1680x1050 | 2 | 2 | 1 | 00:00:00 | 100% | 0% |
| Windows 8 / Chrome / 1366x768 | 2 | 4 | 2 | 00:05:09 | 50% | 0% |
| Windows XP / Firefox / 1280x1024 | 2 | 4 | 2 | 00:06:07 | 50% | 0% |
| Android / Chrome Mobile / 360x592 | 1 | 6 | 6 | 00:12:13 | 0% | 0% |
| Android / Chrome Mobile / 640x360 | 1 | 9 | 9 | 00:02:00 | 0% | 0% |

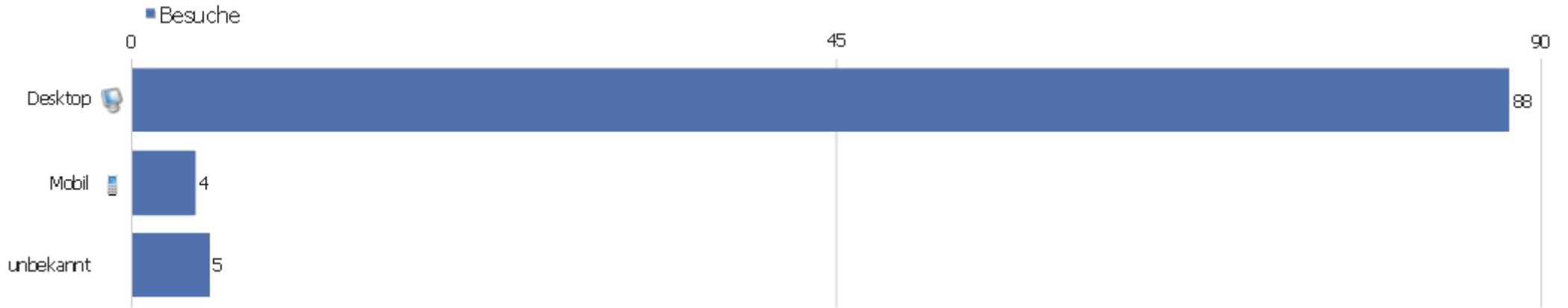
| | | | | | | |
|-------------------------------|----|----|------|----------|------|----|
| Android / Safari / 1280x800 | 1 | 2 | 2 | 00:00:16 | 0% | 0% |
| iOS / Mobile Safari / 320x480 | 1 | 2 | 2 | 00:00:08 | 0% | 0% |
| Linux / Chrome / 1280x1024 | 1 | 1 | 1 | 00:00:00 | 100% | 0% |
| Linux / Chrome / 1366x768 | 1 | 1 | 1 | 00:00:00 | 100% | 0% |
| Mac OS / Chrome / 1280x800 | 1 | 1 | 1 | 00:00:00 | 100% | 0% |
| Mac OS / Firefox / 1280x800 | 1 | 2 | 2 | 00:07:30 | 0% | 0% |
| Mac OS / Safari / 2880x1800 | 1 | 6 | 6 | 00:13:09 | 0% | 0% |
| Ubuntu / Firefox / 1920x1200 | 1 | 3 | 3 | 00:01:45 | 0% | 0% |
| Ubuntu / Firefox / unknown | 1 | 1 | 1 | 00:00:00 | 100% | 0% |
| Andere | 20 | 53 | 2,65 | 00:01:52 | 40% | 0% |



Betriebssystem-Familie



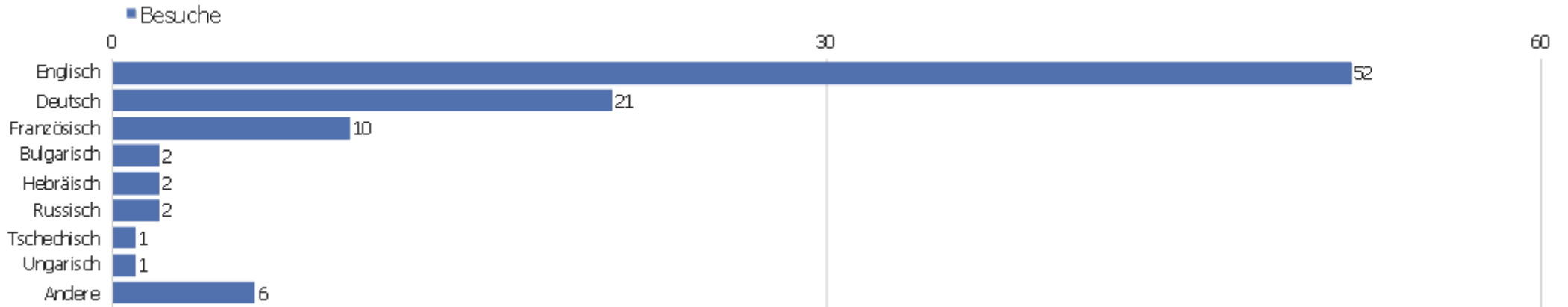
| Betriebssystem-Familie | Besuche | Aktionen | Aktionen pro Besuch | Durchschnittszeit auf der Webseite | Absprungrate | Konversionsrate |
|------------------------|---------|----------|---------------------|------------------------------------|--------------|-----------------|
| Linux | 37 | 235 | 6,35 | 00:04:47 | 32,43% | 0% |
| Windows | 48 | 148 | 3,08 | 00:02:52 | 47,92% | 0% |
| Android | 3 | 17 | 5,67 | 00:04:50 | 0% | 0% |
| unbekannt | 5 | 8 | 1,6 | 00:00:23 | 60% | 0% |
| Mac | 3 | 9 | 3 | 00:06:53 | 33,33% | 0% |
| Windows Mobile | 1 | 2 | 2 | 00:00:30 | 0% | 0% |

Mobilgerät vs. Desktop



| Mobilgerät vs. Desktop | | Besuche | Aktionen | Aktionen pro Besuch | Durchschnittszeit auf der Webseite | Absprungrate | Konversionsrate |
|--|--|---------|----------|---------------------|------------------------------------|--------------|-----------------|
|  Desktop | | 88 | 392 | 4,45 | 00:03:49 | 40,91% | 0% |
|  Mobil | | 4 | 19 | 4,75 | 00:03:45 | 0% | 0% |
| unbekannt | | 5 | 8 | 1,6 | 00:00:23 | 60% | 0% |

Browsersprache



| Sprache | Besuche | Aktionen | Aktionen pro Besuch | Durchschnittszeit auf der Webseite | Absprungrate | Konversionsrate |
|-------------------|---------|----------|---------------------|------------------------------------|--------------|-----------------|
| Englisch | 52 | 293 | 5,63 | 00:04:17 | 34,62% | 0% |
| Deutsch | 21 | 53 | 2,52 | 00:02:17 | 42,86% | 0% |
| Französisch | 10 | 44 | 4,4 | 00:06:51 | 20% | 0% |
| Bulgarisch | 2 | 8 | 4 | 00:04:41 | 0% | 0% |
| Hebräisch | 2 | 2 | 1 | 00:00:00 | 100% | 0% |
| Russisch | 2 | 2 | 1 | 00:00:00 | 100% | 0% |
| Tschechisch | 1 | 1 | 1 | 00:00:00 | 100% | 0% |
| Ungarisch | 1 | 1 | 1 | 00:00:00 | 100% | 0% |
| Italienisch | 1 | 1 | 1 | 00:00:00 | 100% | 0% |
| Norwegisch Bokmål | 1 | 1 | 1 | 00:00:00 | 100% | 0% |
| Niederländisch | 1 | 2 | 2 | 00:00:43 | 0% | 0% |
| Polnisch | 1 | 9 | 9 | 00:02:36 | 0% | 0% |
| Rumänisch | 1 | 1 | 1 | 00:00:00 | 100% | 0% |
| Türkisch | 1 | 1 | 1 | 00:00:00 | 100% | 0% |